

Computing Fenchel-Nielsen Coordinates in Teichmüller Shape Space

Miao Jin¹, Xianfeng Gu²

¹The Center for Advanced Computer Studies, University of Louisiana at Lafayette, Lafayette 70506, USA

²Department of Computer Science, Stony Brook University, Stony Brook 11794, USA

Abstract—Teichmüller shape space is a finite dimensional Riemannian manifold, where each point represents a class of surfaces, which are conformally equivalent, and a path represents a deformation process from one shape to the other. Two surfaces in the real world correspond to the same point in the Teichmüller space, only if they can be conformally mapped to each other. Teichmüller shape space can be used for surface classification purpose in shape modeling.

This work focuses on the computation of the coordinates of high genus surfaces in the Teichmüller space. The coordinates are called as Fenchel-Nielsen coordinates. The main idea is to decompose the surface to pairs of hyperbolic pants. Each pair of pants is a genus zero surface with three boundaries, equipped with hyperbolic metric. Furthermore, all the boundaries are geodesics. Each pair of hyperbolic pants can be uniquely described by the lengths of its boundaries. The way of gluing different pairs of pants can be represented by the twisting angles between two adjacent pairs of pants which share a common boundary.

The algorithms are based on Teichmüller space theory in conformal geometry, and they utilize the discrete surface Ricci flow. Most computations are carried out using hyperbolic geometry. The method is automatic, rigorous and efficient. The Teichmüller shape space coordinates can be used for surface classification and indexing. Experimental results on surfaces acquired from real world showed the potential value of the method for geometric database indexing, shape comparison and classification.

Keywords—conformal geometry, Teichmüller space, shape space, shape analysis, shape classification.

1. INTRODUCTION

Surfaces in real life have multiple geometric structures, such as topology, conformal structure, Riemannian metric etc. They can be classified according to different geometric structures. This work focuses on the classification which is based on conformal geometric structures.

A *conformal mapping* between two surfaces preserves angles. Two surfaces are *conformally equivalent*, if there exists a conformal mapping between them. All

conformal equivalent classes for fixed topology form a finite dimensional Riemannian manifold, the so-called *Teichmüller space*. In this shape space, each point represents a class of surfaces, and a curve is a deformation process from one shape to the other. Teichmüller theory plays an important role in Riemann surface theory, differential geometry and theoretic physics. With the advancement of computational conformal geometry, the coordinates of shapes in Teichmüller space can be computed efficiently today, which is the major focus of the current work.

The main idea for Teichmüller space coordinates is as follows. First, each closed surface of genus $g > 1$ in \mathbb{R}^3 has an induced Euclidean metric. By using curvature flow method, one can conformally deform the metric to a canonical Riemannian metric with constant -1 Gaussian curvature, which is called *hyperbolic metric*. Then under the hyperbolic metric, one can decompose the surface to $2g - 2$ pairs of pants, (a pair of pants are a genus zero surface with three boundaries), by cutting the surface along $3g - 3$ geodesic loops. Two adjacent pairs of pants are glued together along a cutting geodesic loop with an angle, called twisting angle. The lengths of the cutting loops and the twisting angles give the coordinates of the surface in the Teichmüller space, which are the so-called *Fenchel-Nielsen coordinates*.

The Fenchel-Nielsen coordinates uniquely determine the conformal structure of the surface. They can be treated as the fingerprint of the surfaces and can be applied for shape comparison and classification. Two surfaces with the same Fenchel-Nielsen coordinates can be further compared by their Riemannian metrics and the embedding in \mathbb{R}^3 .

a) Contributions: The major contributions of the current work are:

- A A framework of using Teichmüller shape space for surface classification and comparison.
- B A set of rigorous and practical algorithms for computing Fenchel-Nielsen coordinates for high genus surfaces, including hyperbolic pants decomposition, computing the closed geodesic, shortest paths on hyperbolic pants etc.

The computational algorithms are based on hyperbolic surface Ricci flow. Most computations are carried out using hyperbolic geometric methods. We tested our algorithms using surfaces from real life. Potential applications are illustrated as well.

The paper is organized in the following way: Section II will briefly introduce the previous works in the literature; Section III will introduce the major theoretic concepts from differential geometry, Riemann surface theory; Details of algorithms are explained in Section IV; experimental results are reported in Section V; and the work is concluded in Section VI.

2. PREVIOUS WORKS

Our proposed work of computing surfaces' Fenchel-Nielsen Coordinates in Teichmüller Shape Space can be used as shape descriptors to classify surfaces according to their conformal structures. Surfaces which have the same conformal structure share the same descriptor, which is invariant to translation, rotation, scaling, isometric deformation, and triangulations. The interested reader is referred to [17], [5] and [11] for comprehensive surveys of different shape descriptors and evaluations of their performance. We will focus here only on recent shape descriptors which are most relevant to our work using conformal geometry.

To the best of our knowledge, the first work proposed to use conformal structure for shape classification is [9], where the conformal structure is represented as period matrices. Later, geodesic spectrum of surfaces under their uniformization metrics are applied as the conformal structure descriptors in [7], which can be computed symbolically. A general framework for 3D surface matching is proposed in [6] and [14]. By conformally parameterizing the 3D surfaces to canonical 2D domains, the matching problem is greatly simplified. If the surfaces are conformally equivalent, then 2D mapping is an identity with appropriate boundary conditions. Luo coordinates [12], which define surface conformal structure in Teichmüller space using the lengths of a special group of geodesics on surfaces, are used for shape descriptors in [8]. Recently, the histogram of the conformal factor computed from surface uniformization metric is introduced and applied as shape descriptor in [15]. This descriptor is intrinsic and can be applied to general surfaces, but its dimension is infinite.

Previous methods using geodesic lengths as coordinates have more than $6g - 6$ numbers, which is the dimension of Teichmüller space. Therefore there are redundancy. For Fenchel-Nielsen coordinates, each coordinate component is independent of others, so the representation is more compact. The correlations among the components of Luo's coordinates are complicated and unclear, while the F-N coordinates have strong intuition behind. Basically, each pair of hyperbolic pants are determined by their boundary lengths; the twisting angle determine the gluing pattern of pants. So it is trivial to construct a Riemann surface purely from its F-N coordinates. Furthermore, Our method based on consistent hyperbolic pants decomposition has less ambiguity when used for surfaces comparison purpose.

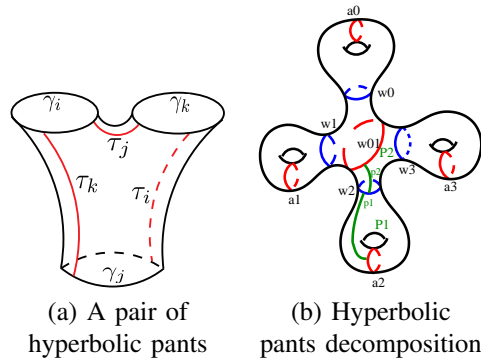


Fig. 1. (a) A pair of hyperbolic pants with three geodesic boundaries. (b) A genus g surface with hyperbolic metric is decomposed to $2g - 2$ pairs of hyperbolic pants by $3g - 3$ geodesic cutting loops. The twisting angles and lengths of cutting loops give the Fenchel-Nielsen coordinates in the shape space. Here we visualize the twisting angle on w_2 , which equals to the ratio between the hyperbolic distance of $|p_1, p_2|$ and the geodesic length of w_2 .

3. THEORETIC BACKGROUND

This section briefly introduces the background knowledge of conformal geometry, which is necessary for the discussion in the work. The basic concepts of algebraic topology and hyperbolic geometry are briefly introduced in the Appendix also. For more details, we refer readers to the classical textbooks [13], [16] and [10].

3.1 Conformal Structure

Let S be a topological surface, we consider all the possible Riemannian metrics on S , $G = \{\mathbf{g}\}$. Two metrics $\mathbf{g}_1, \mathbf{g}_2$ are said to be *conformally equivalent*, $\mathbf{g}_1 \sim \mathbf{g}_2$, if there exists a function $u : S \rightarrow \mathbb{R}$, such that $\mathbf{g}_1 = e^{2u} \mathbf{g}_2$.

Intuitively, the angle values measured by conformally equivalent metrics are the same. Hence, conformal means angle preserving. Then each conformal equivalent class of the Riemannian metrics in G / \sim is a conformal structure.

A mapping between two Riemann surfaces $f : S_1 \rightarrow S_2$ is *conformal*, if it preserves angles. Conformal mappings preserve conformal structures. Namely, if there exists a conformal mapping between S_1 and S_2 , the S_1 and S_2 have the same conformal structure.

3.2 Uniformization Theorem

In each conformal equivalent class of Riemannian metrics, there exists a special metric, that induces constant Gaussian curvature. This is the most fundamental fact for surfaces.

Theorem III.1 (Uniformization). *Let S be a surface with a Riemannian metric \mathbf{g} , there exists a Riemannian metric $\tilde{\mathbf{g}}$, such that $\tilde{\mathbf{g}}$ is conformal to \mathbf{g} and induces constant Gaussian curvature, which is one of $\{+1, 0, -1\}$.*

For surfaces S with negative Euler number, there exists a unique hyperbolic metric conformal to the original metric. The universal covering space of S with the hyperbolic metric can be isometrically embedded in

the hyperbolic space \mathbb{H}^2 . All the deck transformations are Möbius transformation. The deck transformation group is called the *Fuchsian group* of S . According to Gauss-Bonnet theorem, each homotopy class has a unique closed geodesic on a surface with a hyperbolic metric.

3.3 Teichmüller Space and Fenchel-Nielsen Coordinates

Let S be a closed topological surface of genus $g > 1$. All the conformal structures on S form a $6g - 6$ dimensional manifold, called as *Teichmüller space*, denoted as T_g . Because each conformal structure has a unique hyperbolic metric, it is enough to consider only surfaces with hyperbolic metrics for computing the Teichmüller space.

Assume S is with a hyperbolic metric, then its coordinates in T_g can be constructed in the following way.

Definition III.2 (Pants). *A pair of topological pants is a genus zero surface with three boundaries.*

Given a genus g surface, it can be decomposed to $2g - 2$ pairs of pants. Figure 1 illustrates one example. Assume all the cutting loops are geodesics $\{\gamma_1, \gamma_2, \dots, \gamma_{3g-3}\}$, then each pair of pants is pair of hyperbolic pants.

Definition III.3 (Hyperbolic Pants). *A pair of pants is called a pair of hyperbolic pants, if it is with a hyperbolic metric, and all boundaries are geodesics.*

For each pair of hyperbolic pants P with three boundaries $\gamma_i, \gamma_j, \gamma_k$, there are three shortest paths connecting each pair of boundaries, e.g. τ_i connects γ_j, γ_k , and intersects γ_j and γ_k with right corner angles.

Suppose two pairs of hyperbolic pants P_1 and P_2 are glued together along γ . The shortest path τ_1 on P_1 intersects γ at p_1 , and the shortest path τ_2 on P_2 intersects γ at p_2 , then the *twisting angle* on γ is given by

$$\theta = 2\pi \frac{d(p_1, p_2)}{|\gamma|}$$

where $d(p_1, p_2)$ is the geodesic distance between p_1 and p_2 , $|\gamma|$ is the length of γ .

Definition III.4 (Fenchel-Nielsen Coordinates). *Suppose S is a genus $g > 1$ closed surface with a hyperbolic metric. S is decomposed to pairs of pants $\{P_1, P_2, \dots, P_{2g-2}\}$ by closed geodesics $\{\gamma_1, \gamma_2, \dots, \gamma_{3g-3}\}$. Then Fenchel-Nielsen coordinates of S in the Teichmüller space T_g are given by*

$$\{(l_1, \theta_1), (l_2, \theta_2), \dots, (l_{3g-3}, \theta_{3g-3})\},$$

where (l_k, θ_k) are the length and twisting angle of γ_k .

3.4 Surface Ricci Curvature Flow

Let S be a surface embedded in \mathbb{R}^3 . S has a Riemannian metric induced from the Euclidean metric of \mathbb{R}^3 , denoted by \mathbf{g} . Suppose $u : S \rightarrow \mathbb{R}$ is a scalar

function defined on S , then $\bar{\mathbf{g}} = e^{2u}\mathbf{g}$ is also a conformal metric. The Gaussian curvatures will also be changed accordingly. The Gaussian curvature will become

$$\bar{K} = e^{-2u}(-\Delta_{\mathbf{g}}u + K), \quad (1)$$

where $\Delta_{\mathbf{g}}$ is the Laplacian-Beltrami operator under the original metric \mathbf{g} . The above equation is called the *Yamabe equation*. Yamabe equation can be solved using *Ricci flow* method. The Ricci flow deforms the metric $\mathbf{g}(t)$ according to the Gaussian curvature $K(t)$ (induced by itself), where t is the time parameter

$$\frac{dg_{ij}(t)}{dt} = 2(\bar{K} - K(t))g_{ij}(t). \quad (2)$$

Ricci flow method can be applied to compute surface hyperbolic metric.

4. ALGORITHMS

The key of our algorithm is to compute hyperbolic pants decomposition for a given closed high genus surface. The geodesic lengths of cutting loops which segment the surface into pairs of hyperbolic pants and the angles of gluing pair of pants together are the Fenchel-Nielsen coordinates of the surface. The pipelines of our algorithms can be listed as:

- A Compute topological pants decomposition (*section IV-A*);
- B Compute the hyperbolic metric using Ricci flow (*section IV-B*);
- C Compute hyperbolic pants decomposition (*section IV-C*);
- D Compute the Fenchel-Nielsen coordinates (*section IV-D*).

4.1 Compute Topological Pants Decomposition

To get hyperbolic pants decomposition, we need to compute topological pants decomposition first. Surface topological pants decomposition has been widely studied and done in [1], [2]. Since the major application of computing Fenchel-Nielsen coordinates in our paper is for surface index and classification purpose, we adopt the methods in [4] and [3] to consistently decompose surfaces with same topology to a set of corresponding pants, which will induce consistent hyperbolic pants decomposition and Fenchel-Nielsen coordinates. The algorithm to consistently decompose surfaces to topological pants can be illustrated in Figure 2. For a closed $g > 1$ surface, the set of cutting loops which decompose surface to topological pants is $3g - 3$. Since we have indexed surfaces handles, the ordered set of topological pants is consistent with surfaces of same topology.

4.2 Compute the Hyperbolic Metric

For a negative Euler number surface, there exists a unique hyperbolic metric conformal to its original metric. The computation of the hyperbolic metric on a triangular mesh is based on the discrete hyperbolic Ricci

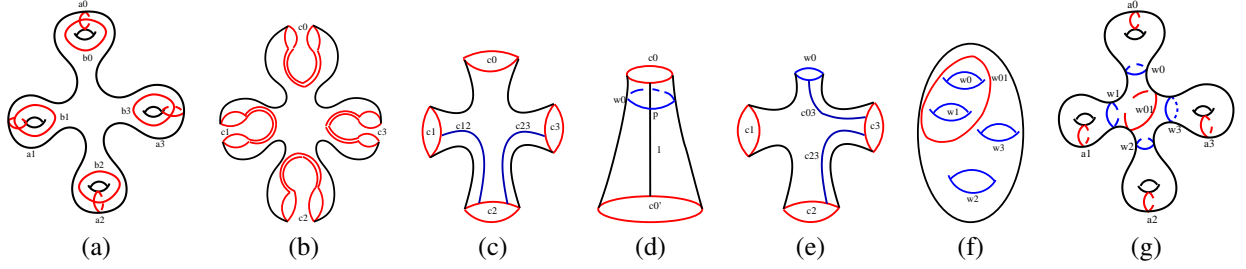


Fig. 2. Topological pants decomposition for surface with g handles: (a) Compute surface handle loops b_i and tunnel loops a_i with the technique (and the software) presented in [4]; (b) Slice surface open along tunnel and handle loops; (c) Connect all other boundaries except c_0 to form a big boundary and get a topological cylinder; (d) Find a locally shortest loop w_0 along the path l connecting boundaries c_0 and c'_0 , which is the waist of the handle; (e) Repeat the process to find waists for each handle; (f) Cutting handles out along each waist, we get a topological sphere with g holes. Repeat this process as long as the total number of boundaries is less than 4: a locally shortest loop w_{ij} which is homotopic to $w_i \circ w_j$ is computed (with the increasing number of indexes), and surface patch bounded by w_i , w_j , and w_{ij} is cut out. (g) The set of cutting loops are tunnel loops computed in (a), waists computed in (e), and loops computed in (f). They decompose the surface to topological pants.

flow algorithm. We brief the outline of the algorithm on triangular mesh. Details can be found in [18] and [19].

- A For each vertex v_i , assign a circle with a initial radius; For each edge e_{ij} , its weight ϕ_{ij} is the intersection angle of the two circles associated with the ending vertices of the edge, v_i and v_j .
- B The edge length l_{ij} of e_{ij} is updated by current vertex radius and edge weight using the hyperbolic cosine law,

$$\cosh l_{ij} = \cosh r_i \cosh r_j + \sinh r_i \sinh r_j \cos \phi_{ij}.$$

- C Update the angle θ_i^{jk} , related to each corner $i \angle_j^k$, using current edge lengths with the inverse hyperbolic cosine law.
- D Compute the discrete Gaussian curvature K_i of each vertex v_i :

$$K_i = \begin{cases} 2\pi - \sum_{f_{ijk} \in F} \theta_i^{jk}, & \text{interior vertex} \\ \pi - \sum_{f_{ijk} \in F} \theta_i^{jk}, & \text{boundary vertex} \end{cases} \quad (3)$$

where θ_i^{jk} represents the corner angle attached to vertex v_i in the face f_{ijk} .

- E Update the radius r_i of each vertex v_i :

$$r_i = r_i + \varepsilon(\bar{K}_i - K_i) \sinh r_i,$$

where \bar{K}_i is the target vertex curvature.

- F Continue the procedure from B to E, until $\|\bar{K}_i - K_i\|$ of all vertices satisfy the user-specified error tolerance.

4.3 Compute Hyperbolic Pants Decomposition

The key to decompose surfaces to hyperbolic pants is to compute geodesics homotopic to the set of cutting loops which decompose the given surface to topological pants (see Section 4.1) under hyperbolic metric (see Section 4.2). Our main idea is to embed the universal cover of the given surface to hyperbolic space, then the set of cutting loops will be lifted to a set of paths. For each path, its two ending points will be projected to the same point on the surface, while in the universal cover, the two ending points for each path induce a Möbius

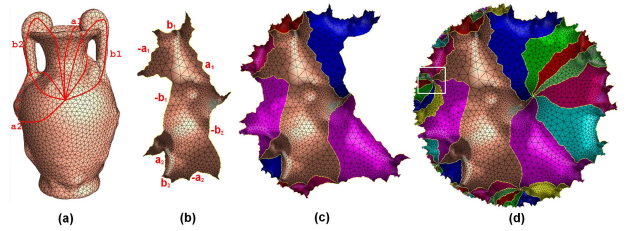


Fig. 3. Embed the Universal Cover Isometrically onto \mathbb{H}^2 : (a) A set of canonical homology basis is marked on surface with red; (b) surface is sliced open along homology basis to form a unit disk, the fundamental domain; (c) one layer copies of the fundamental domain are transformed with Möbius transformation and glued with the original one; (d) a portion of the universal cover embedded in Poincaré disk.

transformation. The axis of each Möbius transformation, when projected from universal cover to the surface, is a geodesic loop homotopic to the original cutting loop. The details of our algorithms are introduced in the following pipelines.

- 1) *Embed the Universal Cover Isometrically onto \mathbb{H}^2* : For practical purpose, we only need to construct a portion of the universal cover which are needed in the next step, instead of computing the whole universal cover.

- A Slice M open along a set of canonical homology basis $a_1, b_1, a_1^{-1}, b_1^{-1} \dots a_g, b_g, a_g^{-1}, b_g^{-1}$ to form a topological disk, the fundamental domain \bar{M} (Figure 3(a)) (see Appendix for definition of canonical homology basis).
- B Embed the fundamental domain of M into Poincaré disk with boundary segments (Figure 3(b))

$$\partial \bar{M} = a_1 b_1 a_1^{-1} b_1^{-1} \dots a_g b_g a_g^{-1} b_g^{-1}.$$

The embedding method is similar to that in [19].

- C To construct the universal cover of M , the embedding of infinite copies of \bar{M} in Poincaré disk, we need to compute a set of Möbius transformations, called Fuchsian transformations. Suppose we want to transform a copy of \bar{M} by a Möbius transfor-

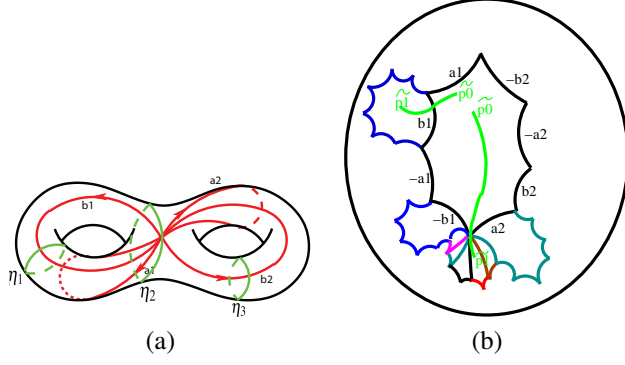


Fig. 4. Cutting loops which decompose surface to consistent topological pants are lifted to universal cover: (a) a set of cutting loops marked with green, and a set of canonical homology basis marked with red; (b) Surface is cut open along homology basis to form a fundamental domain. Part of its universal cover is embedded onto the Poincaré disk with η_1 and η_2 lifted.

mation ϕ along a_1 of \bar{M} . Let the ending points of a_1 are p_1, q_1 on \bar{S} , the ending points of a_1^{-1} are p_2, q_2 . To find a Möbius transformation ϕ which maps p_1, q_1 to p_2, q_2 , we first construct a unique Möbius transformation ϕ_1 :

$$\psi_0(z) = e^{-i\theta_0} \frac{z - \mathbf{p}_0}{1 - \bar{\mathbf{p}}_0 z}, \text{ where } \theta_0 = \arg \frac{\mathbf{q}_0 - \mathbf{p}_0}{1 - \bar{\mathbf{p}}_0 \mathbf{q}_0},$$

such that p_1 is mapped to the origin, and q_1 to a positive real number. Similarly, we construct another unique Möbius transformation ϕ_2 , which maps p_2 to the origin and q_2 to a positive real number. Then $\phi = \phi_2^{-1} \circ \phi_1$.

Figure 3(c) and (d) shows the process of gluing copies of the fundamental domain of a genus two surface in the Poincaré disk. Different fundamental domains are encoded by different colors.

2) *Compute Hyperbolic Cutting Loops Based on Universal Cover:* We have computed a set of cutting loops which decompose the given surface to topological pants in Section 4.1. In this section, we propose the algorithms that compute a set of geodesics which are homotopic to the set of topological cutting loops and decompose the given surface to hyperbolic pants based on universal cover.

For each cutting loop η computed in Section 4.1, we perform a "lifting" process which lifts the loop to the universal cover. In practice, to save space, the lifting is only needed to perform in a finite portion of the universal cover, which contains $\tilde{\eta}$. The portion is constructed during the lifting process "on the fly", which means we glue one more copy of the fundamental domain only if we have to. The steps of the "lifting" can be summarized as:

- A For one cutting loop η on surface M , we choose one point p (can be arbitrary point in η) as the base point of the loop.
- B To lift η to universal cover, We first lift the base point p to the center fundamental domain \bar{M} .
- C Then we extend the lifting vertex by vertex along

the loop. Whenever the lifted loop intersects the boundary segment of the fundamental domain, we compute a Möbius transformation (with the method in Section 4.3.1) to glue a new copy of the fundamental domain along that boundary segment, then we continue the extension of the lifting (see $\tilde{\eta}_1$ in Figure 4(b)). If the lifted path goes through a corner point of the fundamental domain, we need to compute $4g - 1$ Möbius transformations and glue $4g - 1$ copies at that corner (see $\tilde{\eta}_2$ in Figure 4(b)).

- D When the lifting process comes back to the base point, we have lifted the cutting loop η in M to a path $\tilde{\eta}$ in universal cover, with the base point lifted to the two ending points \tilde{p}_0 and \tilde{p}_1 of $\tilde{\eta}$.
- E We construct a deck transformation τ , such that $\tau(\tilde{p}_0) = \tilde{p}_1$.
- F Since τ is a Möbius transformation, its two fixed points can be computed as

$$s = \lim_{n \rightarrow \infty} \tau^n(z), t = \lim_{n \rightarrow \infty} \tau^{-n}(z),$$

where z is an arbitrary point in the unit disk.

- G A unique geodesic $\tilde{\gamma}$ in Poincaré disk passing through s and t can be computed, which is the axis of τ .

Then the projection of $\tilde{\gamma}$, $\gamma = h(\tilde{\gamma})$, from universal cover back to the original surface, is the geodesic homotopic to η .

4.4 Compute the Fenchel-Nielsen Coordinates

Let the geodesic cutting loops computed from Section 4.3.2 be $\{\gamma_1, \gamma_2, \dots, \gamma_{g-3}\}$, we can decompose surface M to hyperbolic pants. For a pair of hyperbolic pants S , the three boundaries $\partial S = \gamma_i + \gamma_j + \gamma_k$ are geodesics in hyperbolic space. Since we have indexed each handle at the step of topological pants decomposition, we will consistently assign a number to each boundary of the pant.

To compute the Fenchel-Nielsen coordinates, we first compute the length of each geodesic cutting loop. They can be easily computed using hyperbolic geometry. Here are the steps:

- A For each geodesic cutting loop γ_k on M , the same as we lift the topological cutting loop to universal cover in Section 4.3.2, we first choose one base point p on that loop, then lift that base point to universal. We extend the lifting vertex by vertex along this loop until we are back to the base point.
- B Then γ_k is lifted to universal cover as part of a geodesic hyperbolic line, with p lifted to \tilde{p}_0 and \tilde{p}_1 . The geodesic hyperbolic line will intersect the unit circle at q_0 and q_1 , then the length of γ_k is given by the logarithm of the cross ratio of $\{q_0, \tilde{p}_0, \tilde{p}_1, q_1\}$.

To compute the twisting angle associated with each geodesic cutting loop, the algorithm is:

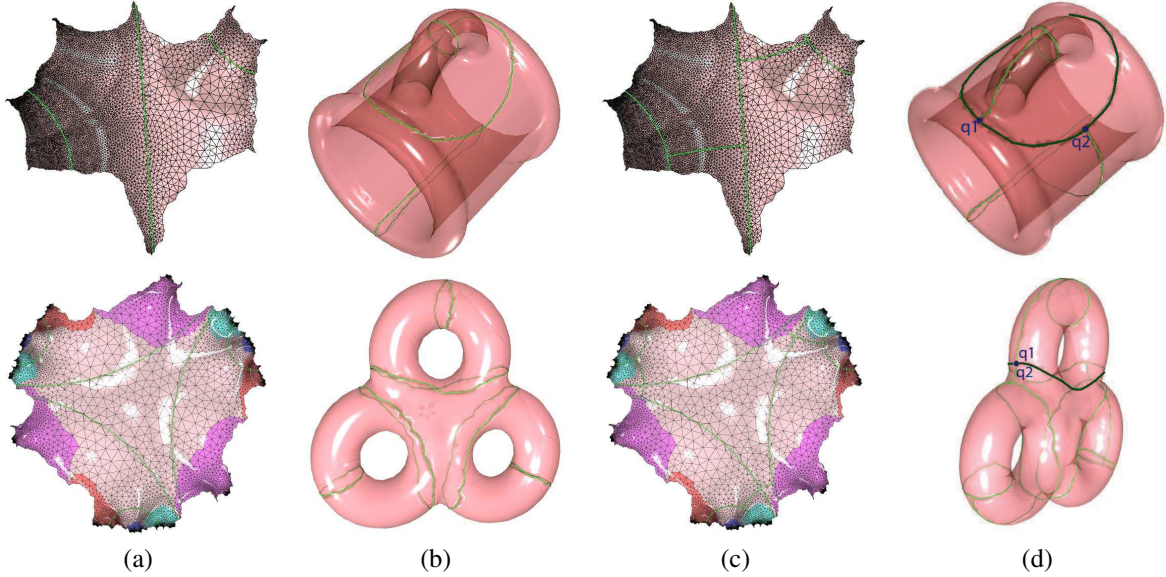


Fig. 5. Compute the Fenchel-Nielsen Coordinates. (a) Hyperbolic cutting loops computed on universal cover for cup model and 3-hole model; (b) hyperbolic cutting loops computed on universal cover are projected back to original surfaces, and decompose cup model to 2 hyperbolic pants, 3-hole model to 4 hyperbolic pants; (c) computing the geodesics perpendicular to the boundaries of these pants on universal cover; (d) those perpendicular geodesics are projected back to the surface to visualize the twisting angles: the ratio between the distance of the two intersection points (q_1 and q_2) along the same cutting loop and the geodesic length of that loop (marked with dark green). Again, the 3-hole surface is very symmetric, so its twisting angle is very small, while for the cup model, its twisting angle is around $\frac{\pi}{2}$.

- A Suppose geodesic cutting loop γ_k glues the two pairs of pants P_1 and P_2 together. The lifting of γ_k and other boundaries of pants P_1 and P_2 (other geodesic cutting loops) are geodesic hyperbolic lines in Poincaré disk.
- B The geodesic ζ_1 between $\tilde{\gamma}_k$ and $\tilde{\gamma}_1$ (let $\tilde{\gamma}_1$ be one of the other two lifted boundaries of pant P_1 , with the smallest assigned number) is also a hyperbolic line in Poincaré disk, which is not only perpendicular to $\tilde{\gamma}_k$ and $\tilde{\gamma}_1$, but also perpendicular to the unit circle. Namely, we compute a circular arc, orthogonal to three circles, the unit circle, $\tilde{\gamma}_k$, and $\tilde{\gamma}_1$. ζ_1 is unique.
- C The same we compute the geodesic ζ_2 between $\tilde{\gamma}_k$ and $\tilde{\gamma}_2$ (the lifted boundary of pant P_2).
- D Suppose ζ_1 intersects γ_k with point q_1 , and ζ_2 intersects γ_k with point q_2 , hyperbolic distance between q_1 and q_2 is $|q_1 q_2|$, then the twisting angle is given by

$$\theta_k = 2\pi \frac{|q_1 q_2|}{l_k},$$

where l_k is the length of $\tilde{\gamma}_k$ in Poincaré disk.

Then the Fenchel-Nielsen coordinates are given by

$$\{(l_1, \theta_1), (l_2, \theta_2), \dots, (l_{3g-3}, \theta_{3g-3})\}.$$

Figure 5 visualizes the computation of Fenchel-Nielsen coordinates and results on models with different topologies.

5. EXPERIMENTAL RESULTS

In our experiments, most of our testing surfaces are closed genus two surfaces. For closed genus two sur-

faces, the dimension of Fenchel-Nielsen coordinates is six. Half are lengths of geodesics, and half are associated twisting angles. Due to the page limit, Table 1 only lists the coordinates of some genus two surfaces in our experiments.

We use L2 norm to measure their angle differences and geodesic length differences to approximate their distances in Teichmüller space. Using their approximated distances in Teichmüller space, we can classify surfaces based on their conformal structure. Figure 6 shows the clustering of those genus two surfaces, with the x-coordinate representing the twisting angle, the y-coordinate representing the geodesic length. Based on twisting angles, we can classify them into three big groups. Then we can get more refined groups with marked circles after adding geodesic lengths.

We compare our method with other existing conformal structure based methods. The results are offered in Table 2 with a selected teapot and its distances to the other teapots. The sorting result of our method is same with using Luo coordinates in [8], while there is no redundancy of coordinates in our method, also, our consistent hyperbolic pants decomposition can guarantee easily the consistent comparison of coordinates for surfaces with same topology.

Since the time complexities of algorithms to compute consistent topological pants decomposition and surface hyperbolic metric have been reported in [3] and [19] respectively, we only analyze the time complexities of algorithms to compute hyperbolic pants decomposition and Fenchel-Nielsen coordinates. Although the time complexity to construct universal cover grows exponentially with surface genus number, and the computation





Distance	Geodesic Length			Twisting Angle		
	1.542	4.07	1.536	0.01	0.05	0.01
	1.52	4.443	1.844	0.002	1.495	0.001
	7.160	4.202	0.180	0.005	1.507	0.005
	0.706	3.957	0.343	0.001	3.115	0.001

TABLE 1
CONSISTENT FENCHEL-NIELSEN COORDINATES OF GENUS TWO SURFACES: THE LENGTH OF EACH GEODESIC AND THE TWISTING ANGLE ASSOCIATED WITH THAT GEODESIC.

of both hyperbolic cutting loops and Fenchel-Nielsen coordinates are based on universal cover, we do not need to compute all the Möbius transformations and glue all the copies of the domain. When we lift the topological cutting loops to universal, we start from one center domain in Poincaré disk, then glue another domain only when the extension process hits the boundary of the center domain. The worst case is that we hit the corner points of the domain, then we have to compute $4g - 1$ Möbius transformations and glue that number of copies of domain to Poincaré disk. Since we have $3g - 3$ cutting loops for a surface with genus g , and for each cutting loop η , suppose $|\eta|$ is its word length in $\pi_1(S, p)$ (see Appendix), the time complexity to construct universal cover is $(3g - 3) * (4g - 1) * |\eta|$. For other computations, they are linear to the number of vertices and edges of the surface.

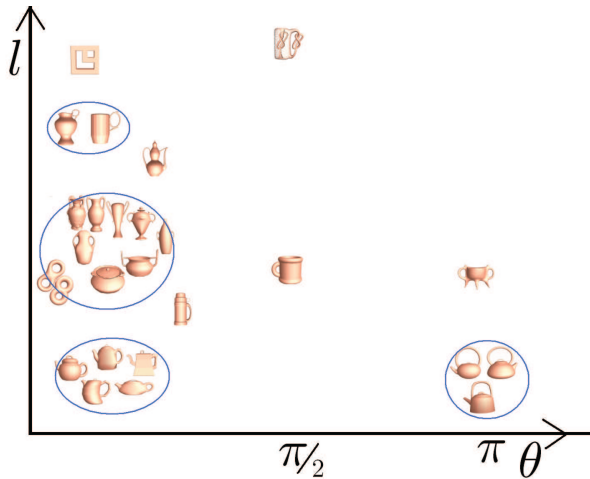


Fig. 6. Clustering of surfaces based on their Fenchel-Nielsen coordinates. The x-coordinate indicates the twisting angle, and the y-coordinate indicates the geodesic length. Surfaces are clustered based on both their twisting angle and geodesic lengths, with different groups marked with circles.

6. CONCLUSION

This paper introduces the computational algorithms for Fenchel-Nielsen coordinates for closed high genus surfaces in the Teichmüller space. The method is based on Teichmüller space theory, which is automatic, rigorous and efficient. Details of the algorithm has been thoroughly explained. Computational efficiency has also been reported.

Fenchel-Nielsen coordinates can be used to compare and classify surfaces based on their conformal structures, and can also help to understand the structure of surfaces, like their symmetry information. For example, the twisting angle gives a quantitative way to measure how two pants are glued together, like the two pants of the cup model in Figure 5(b) glued with a $\frac{\pi}{2}$ angle twisting. We will explore the direction further.

Although our current algorithms focus on closed high genus surfaces, they can also be applied directly to surfaces with boundaries, as long as the Euler number of the surface is negative. We will include these cases in our future research.

In this paper, we use Euclidean distances between consistent Fenchel-Nielsen coordinates of surfaces to approximate their distance in Teichmüller space. We will explore feasible algorithms to compute the real geodesics in Teichmüller space.

In the future, we plan to further test our algorithm for large scale geometric database indexing and many other real applications in engineering fields.

APPENDIX

In the appendix, we briefly introduce the concepts from algebraic topology and hyperbolic geometry, which are essential for understanding and implementing the algorithm described in the current work.

6.1 Fundamental Group and Representation of Homotopy Class

Let S be a topological surface, and let p be a point of S . We are interested in the set of continuous functions $f : [0, 1] \rightarrow S$ with the property that $f(0) = p = f(1)$. These functions are called *loops with base point p*. Any two such loops, say f and g , are considered equivalent if there is a continuous function $h : [0, 1] \times [0, 1] \rightarrow S$ with the property that, for all $0 \leq t \leq 1$, $h(t, 0) = f(t)$, $h(t, 1) = g(t)$ and $h(0, t) = p = h(1, t)$. Such a h is called a *homotopy* from f to g , and the corresponding equivalence classes are called *homotopy classes*.

The product $f \cdot g$ of two loops f and g is defined by setting $(f \cdot g)(t) := f(2t)$, if $0 \leq t \leq 1/2$ and $(f \cdot g)(t) := g(2t - 1)$ if $1/2 \leq t \leq 1$. The product of two homotopy classes of loops $[f]$ and $[g]$ is then defined as $[f \cdot g]$, and it can be shown that this product does not depend on the choice of representatives.

With the above product, the set of all homotopy classes of loops with base point p forms the *fundamental group* of S at the point p and is denoted $\pi_1(S, p)$. The

























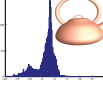
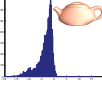
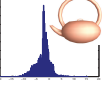
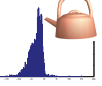
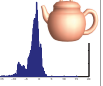

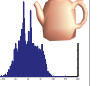

Fenchel-Nielsen								
Luo								
Geodesic Spectrum								
Conformal Factors								

TABLE 2

COMPARISON: SORTED DISTANCES BETWEEN SELECTED TEAPOT MODEL AND OTHER TEAPOT MODELS USING DIFFERENT CONFORMAL INVARIANT BASED METHODS. SINCE THE DIMENSION OF BOTH GEODESIC SPECTRUM AND CONFORMAL FACTORS ON SURFACES ARE INFINITE, WE CHOOSE THE LENGTHS OF THE FIRST 14 SORTED GEODESICS AS SHAPE DESCRIPTORS FOR GEODESIC SPECTRUM BASED METHOD, AND FOR CONFORMAL FACTORS BASED METHOD, THEIR HISTOGRAMS IN FINITE RANGE ARE USED TO DO COMPARISON.

identity element is the constant map at the base point, and the inverse of a loop f is the loop g defined by $g(t) = f(1-t)$.

Suppose S is a genus g closed surface. A canonical set of generators of $\pi(S, p)$ consists of $\{a_1, b_1, a_2, b_2, \dots, a_g, b_g\}$, such that the pair a_i and b_i has one intersection point, the pairs $\{a_i, a_j\}$, $\{b_i, b_j\}$ and $\{a_i, b_j\}$, have no intersections, where $i \neq j$. See figure 3(a) for an example of canonical basis on a genus two surface.

6.2 Universal Cover

A covering space of S is a space \tilde{S} together with a continuous surjective map $h : \tilde{S} \rightarrow S$, such that for every $p \in S$ there exists an open neighborhood U of p such that $h^{-1}(U)$ (the inverse image of U under h) is a disjoint union of open sets in \tilde{S} each of which is mapped homeomorphically onto U by h . The map h is called the covering map. A simply connected covering space is a universal cover.

REFERENCES

- [1] A. Hatcher, P. Lochak, and L. Schneps, "On the Teichmüller tower of mapping class groups," *J. Reine Angew. Math.*, vol. 521, pp. 1-24, 2000.
- [2] E. Verdieri, and F. Lazarus, "Optimal pants decompositions and shortest homotopic cycles on an orientable surface," *J. ACM*, vol. 54, no. 4, pp. 18, 2007.
- [3] X. Li, X. Gu, and H. Qin, "Surface Mapping using Consistent Pants Decomposition," *IEEE Transactions on Visualization and Computer Graphics*, 2008.
- [4] T. K. Dey, K. Li, J. Sun, and D. Cohen-Steiner, "Computing Geometry-aware Handle and Tunnel Loops in 3D Models," *SIGGRAPH*, pp. 45:1-45:9, 2008.
- [5] N. Iyer, S. Jayanti, K. Lou, Y. Kalyanaraman, and K. Ramani, "Three-dimensional shape searching: state-of-the-art review and future trends," *Computer-Aided Design*, vol. 37, no. 5, pp. 509-530, 2005.
- [6] S. WANG, Y. WANG, M. JIN, X. GU and D. SAMARAS, "3D surface matching and recognition using conformal geometry," *Proc. IEEE Conference on Computer Vision and Pattern Recognition*, pp. 2453-2460, 2006.
- [7] M. Jin, F. Luo, S.-T. Yau, and X. Gu, "Computing geodesic spectra of surfaces," in *Symposium on Solid and Physical Modeling*, pp. 387-393, 2007.
- [8] M. Jin, W. Zeng F. Luo, and X. Gu, "Computing Teichmüller Shape Space," in *IEEE Transaction on Visualization and Computer Graphics*, 2008.
- [9] X. Gu and S.-T. Yau, "Surface Classification Using Conformal Structures," *ICCV*, pp. 701-708, 2003.
- [10] P. Buser, *Geometry and spectra of compact Riemann surfaces*. Birkhauser, 1992.
- [11] J. W. Tangelder and R. C. Veltkamp, "A survey of content based 3D shape retrieval methods," *Multimedia Tools and Applications*, in press, 2008.
- [12] F. Luo, "Geodesic Length Functions and Teichmüller Spaces," *J.DIFFERENTIAL GEOMETRY*, vol. 48, pp. 275, 1998.
- [13] J. R. Munkres, *Elements of Algebraic Topology*. Addison-Wesley Co., 1984.
- [14] X. Gu, S. Wang, J. Kim, Y. Zeng, Y. Wang, H. Qin and D. Samaras, "Ricci Flow for 3D Shape Analysis," *ICCV '07: IEEE International Conference on Computer Vision (ICCV'07)*, pp. 1-8, 2007.
- [15] M. Ben-Chen and C. Gotsman, "Characterizing Shape Using Conformal Factors," *Proceedings of Eurographics Workshop on Shape Retrieval*, 2008.
- [16] W. P. Thurston, *Three-Dimensional Geometry and Topology*. Princeton University Press, 1997.
- [17] P. Shilane, P. Min, M. Kazhdan and T. Funkhouser, "The Princeton Shape Benchmark," *SMI: Proceedings of the Shape Modeling International*, pp. 167-178, 2004.
- [18] B. Chow and F. Luo, "Combinatorial Ricci flows on surfaces," *Journal Differential Geometry*, vol. 63, no. 1, pp. 97-129, 2003.
- [19] M. Jin, J. Kim, F. Luo and X. Gu, "Discrete Surface Ricci Flow," *IEEE Transaction on Visualization and Computer Graphics*, vol. 14, no. 5, 2008.