

CSE508 Network Security

10/12/2016 **TLS**

Michalis Polychronakis
Stony Brook University

TLS (Transport Layer Security)

Predecessor: **SSL** (Secure Socket Layer)

Most widely used protocol for encrypted data transmission

Same basic design, different crypto algorithms

Designed to provide secure communication over the insecure internet

Authentication, confidentiality, and integrity

Used in many services and secure versions of protocols

HTTP, POP, IMAP, SMTP, OpenVPN, CalDAV, CardDAV, LDAP, NNTP, FTP, IRC, SIP, ...

Separate port number: HTTPS: 443, FTPS: 990, IMAPS: 993, ...

History

SSL developed at Netscape

- v1: never released
- v2 (1994): serious weaknesses
- v3 (1995): re-design, basis of what we use today



NETSCAPE®

TLS working group was formed to migrate SSL to IETF

- TLS 1.0 (1999): minor differences but incompatible with SSL 3 (different crypto algorithms)
- TLS 1.1 (2006): mostly security fixes, TLS extensions
- TLS 1.2 (2008): authenticated encryption, more flexible
- TLS 1.3 (WiP): removal of legacy/weak algorithms, lower latency

Endless cycle of vulnerabilities and improvements

Insecure renegotiation, RC4 weaknesses, compression side channels, padding oracle attacks, buggy implementations, PKI attacks, ...

Lately with fancy names, too: *BEAST, CRIME, TIME, Lucky 13, BREACH, POODLE, FREAK, Heartbleed, DROWN, ...*

Handshake protocol

Negotiate session keys and crypto algorithms to be used

Authentication (server and optionally client)

Takes 6–10 messages, depending on features used

Record Protocol

Message transport: [header | data] records (16K)

Encryption and integrity: after handshake completion

Compression: before encryption... not a good idea

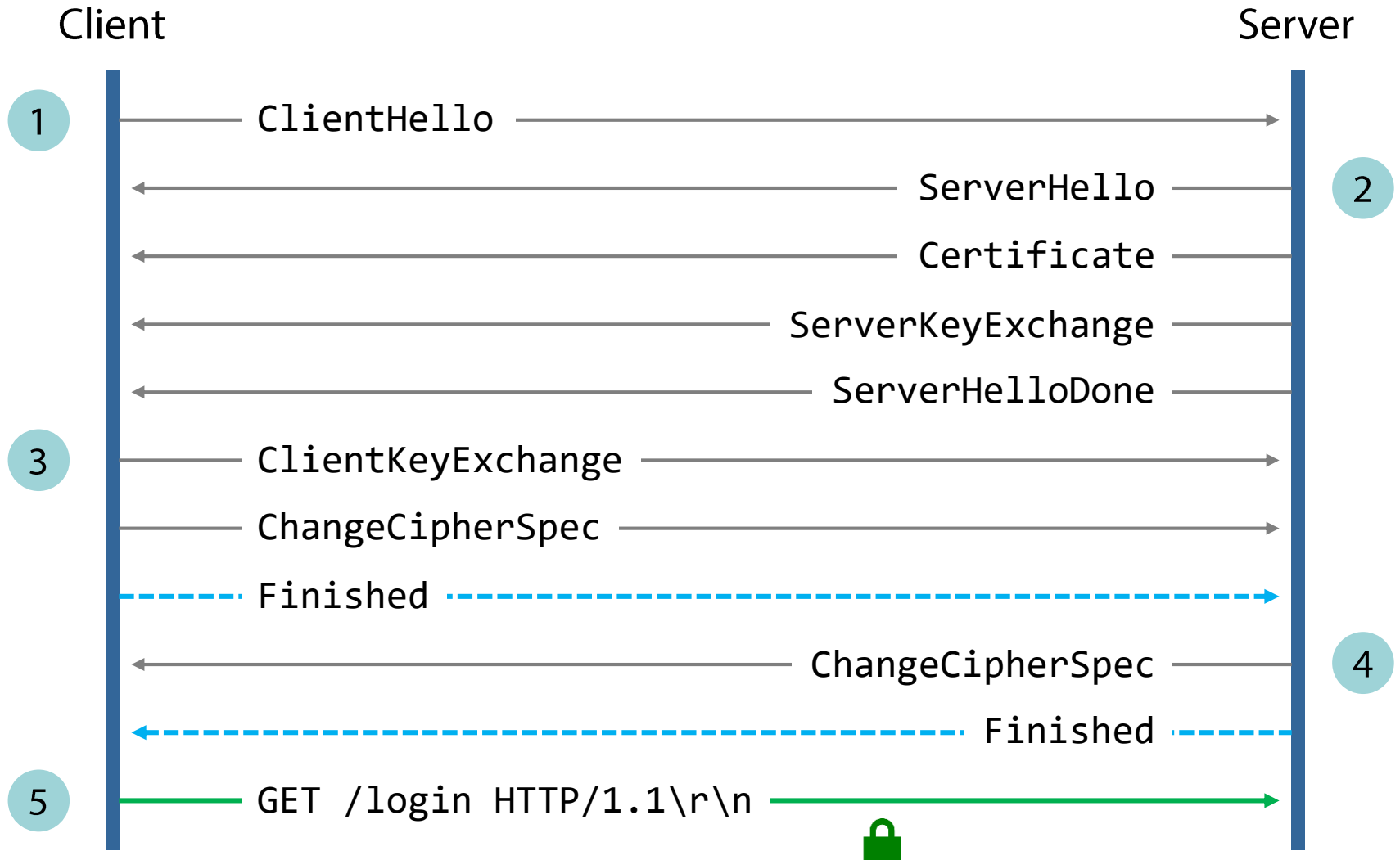
Side-channel attacks (e.g., CRIME)

Subprotocols: allow for extensibility

TLS defines four core subprotocols:

handshake, change cipher spec, application data, alert

TLS 1.2 Handshake (Ephemeral DH)



Cipher Suite Negotiation

ClientHello: *here are the cipher suites I support*

```
TLS_ECDHE_RSA_WITH_AES_128_GCM_SHA256  
TLS_DHE_RSA_WITH_AES_128_GCM_SHA256  
TLS_RSA_WITH_AES_128_GCM_SHA256  
TLS_ECDHE_RSA_WITH_AES_128_CBC_SHA  
TLS_DHE_RSA_WITH_AES_128_CBC_SHA  
TLS_RSA_WITH_AES_128_CBC_SHA  
TLS_RSA_WITH_3DES_EDE_CBC_SHA  
TLS_RSA_WITH_RC4_128_SHA  
...
```

ServerHello: *let's use this one*

```
TLS_ECDHE_RSA_WITH_AES_128_GCM_SHA256
```

The server might not support the best of the client's suites

Offers some other version hoping that the client will accept it

Downgrade Attacks

Force a weaker cipher suite selection through MitM

SSL 2: no handshake integrity

SSL 3: protocol rollback protection (still breakable)

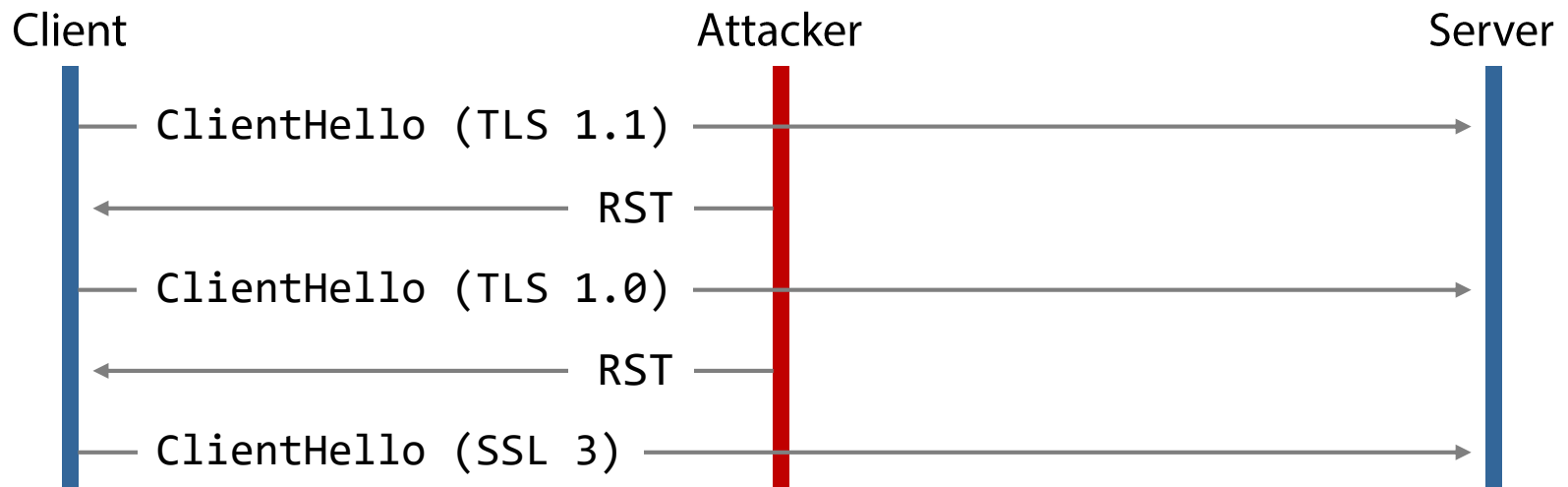
TLS 1.0 and on: additional protections

Due to server bugs and interoperability issues, browsers responded by voluntarily downgrading the protocol upon handshake failure

Retrying connection with lower SSL/TLS version

Attackers can exploit this by blocking the initial handshake attempts

Or modify the client's list of supported clients (and include only weak ones)



SSL 3.0 is now completely removed by most browsers

TLS/SSL support history of web browsers

Browser	Version	Platforms	SSL protocols		TLS protocols				Certificate Support			Vulnerabilities fixed ^[n 1]					Protocol selection by user ^[n 2]	
			SSL 2.0 (insecure)	SSL 3.0 (insecure)	TLS 1.0	TLS 1.1	TLS 1.2	TLS 1.3 (proposed)	EV ^{[n 3][48]}	SHA-2 ^[46]	ECDSA ^[50]	BEAST ^[n 4]	CRIME ^[n 5]	POODLE (SSLv3) ^[n 6]	RC4 ^[n 7]	FREAK ^{[51][52]}		Logjam
Google Chrome (Chrome for Android) ^[n 8] ^[n 9]	1–9	Windows (7+) OS X (10.9+) Linux Android (4.1+) iOS (9.0+) Chrome OS	Disabled by default	Enabled by default	Yes	No	No	No	Yes (only desktop)	needs SHA-2 compatible OS ^[49]	needs ECC compatible OS ^[50]	Not affected ^[57]	Vulnerable (HTTPS)	Vulnerable	Vulnerable (except Windows)	Vulnerable	Yes ^[n 10]	
	10–20		No ^[58]	Enabled by default	Yes	No	No	No	Yes (only desktop)	needs SHA-2 compatible OS ^[49]	needs ECC compatible OS ^[50]	Not affected	Vulnerable (HTTPS/SPDY)	Vulnerable	Vulnerable (except Windows)	Vulnerable	Yes ^[n 10]	
	21		No	Enabled by default	Yes	No	No	No	Yes (only desktop)	needs SHA-2 compatible OS ^[49]	needs ECC compatible OS ^[50]	Not affected	Mitigated ^[59]	Vulnerable	Vulnerable (except Windows)	Vulnerable	Yes ^[n 10]	
	22–25		No	Enabled by default	Yes	Yes ^[60]	No ^{[60][61][62][63]}	No	Yes (only desktop)	needs SHA-2 compatible OS ^[49]	needs ECC compatible OS ^[50]	Not affected	Mitigated	Vulnerable	Vulnerable	Vulnerable (except Windows)	Vulnerable	Temporary ^[n 11]
	26–29		No	Enabled by default	Yes	Yes	No	No	Yes (only desktop)	needs SHA-2 compatible OS ^[49]	needs ECC compatible OS ^[50]	Not affected	Mitigated	Vulnerable	Vulnerable	Vulnerable (except Windows)	Vulnerable	Temporary ^[n 11]
	30–32		No	Enabled by default	Yes	Yes	Yes ^{[61][62][63]}	No	Yes (only desktop)	needs SHA-2 compatible OS ^[49]	needs ECC compatible OS ^[50]	Not affected	Mitigated	Vulnerable	Vulnerable	Vulnerable (except Windows)	Vulnerable	Temporary ^[n 11]
	33–37		No	Enabled by default	Yes	Yes	Yes	No	Yes (only desktop)	needs SHA-2 compatible OS ^[49]	needs ECC compatible OS ^[50]	Not affected	Mitigated	Partly mitigated ^[n 12]	Lowest priority ^{[64][67][66]}	Vulnerable (except Windows)	Vulnerable	Temporary ^[n 11]
	38, 39		No	Enabled by default	Yes	Yes	Yes	No	Yes (only desktop)	Yes	needs ECC compatible OS ^[50]	Not affected	Mitigated	Partly mitigated	Lowest priority	Vulnerable (except Windows)	Vulnerable	Temporary ^[n 11]
	40		No	Disabled by default ^{[65][69]}	Yes	Yes	Yes	No	Yes (only desktop)	Yes	needs ECC compatible OS ^[50]	Not affected	Mitigated	Mitigated ^[n 13]	Lowest priority	Vulnerable (except Windows)	Vulnerable	Yes ^[n 14]
	41, 42		No	Disabled by default	Yes	Yes	Yes	No	Yes (only desktop)	Yes	needs ECC compatible OS ^[50]	Not affected	Mitigated	Mitigated	Lowest priority	Mitigated	Vulnerable	Yes ^[n 14]
	43		No	Disabled by default	Yes	Yes	Yes	No	Yes (only desktop)	Yes	needs ECC compatible OS ^[50]	Not affected	Mitigated	Mitigated	Only as fallback ^{[n 15][70]}	Mitigated	Vulnerable	Yes ^[n 14]
	44–47		No	No ^[71]	Yes	Yes	Yes	No	Yes (only desktop)	Yes	needs ECC compatible OS ^[50]	Not affected	Mitigated	Not affected	Only as fallback ^[n 15]	Mitigated ^[72]	Mitigated	Temporary ^[n 11]
	48, 49		No	No	Yes	Yes	Yes	No	Yes (only desktop)	Yes	needs ECC compatible OS ^[50]	Not affected	Mitigated	Not affected	Disabled by default ^{[n 19][73][74]}	Mitigated	Mitigated	Temporary ^[n 11]
	50–53		No	No	Yes	Yes	Yes	No	Yes (only desktop)	Yes	Yes	Not affected	Mitigated	Not affected	Disabled by default ^{[n 19][73][74]}	Mitigated	Mitigated	Temporary ^[n 11]
	54–60		61	No	No	Yes	Yes	Yes	Disabled by default (Experimental)	Yes (only desktop)	Yes	Yes	Not affected	Mitigated	Not affected	Disabled by default ^{[n 19][73][74]}	Mitigated	Mitigated

TLS 1.2 Session Resumption

Full handshake: 6-10 messages and two network round-trips

Along with CPU-intensive crypto operations, cert validation, ...

Avoid re-negotiation by remembering security parameters

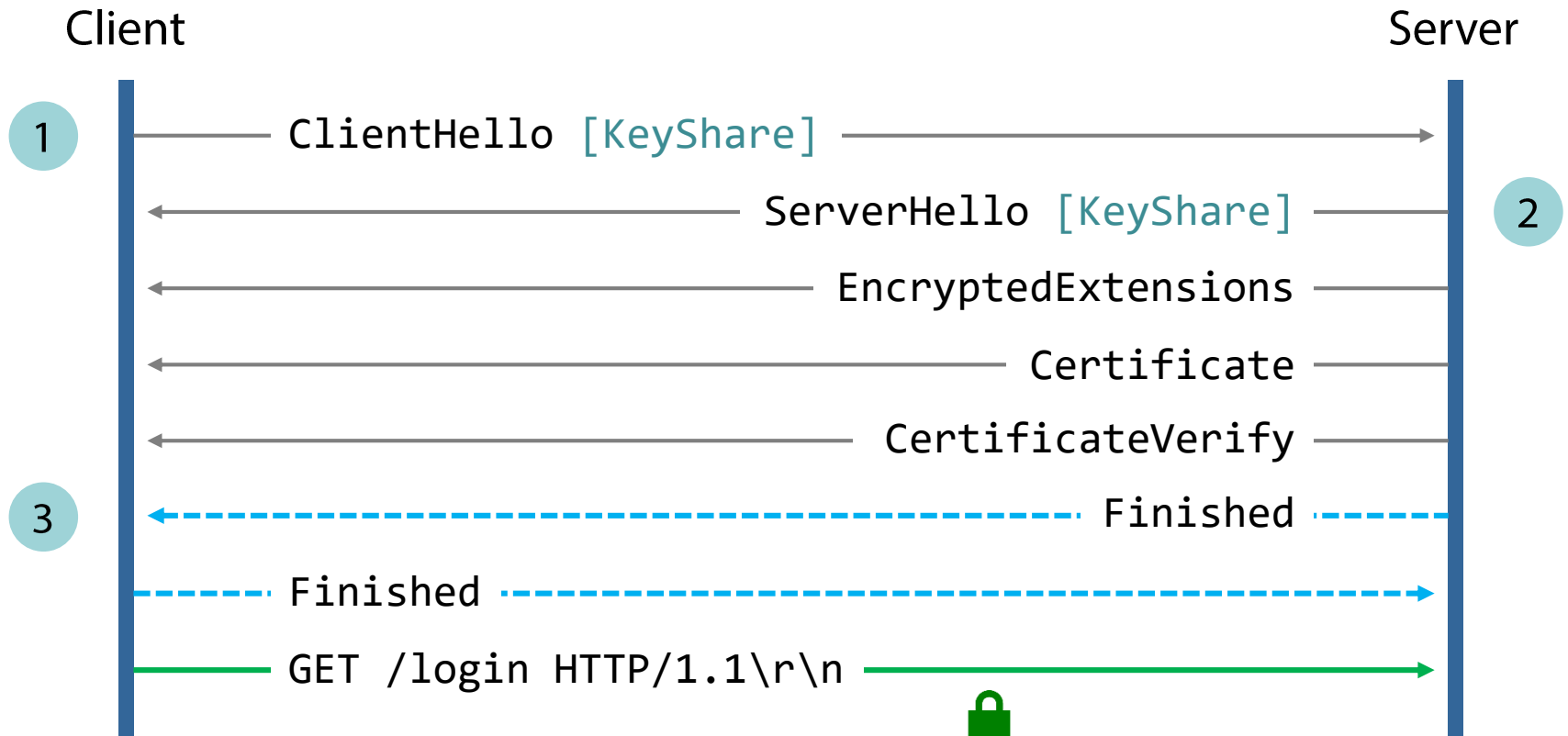
Server assigns and sends a unique session ID as part of ServerHello

In future connections, the client sends the session ID to resume the session

Alternative: *session tickets* (all state is kept at client)



TLS 1.3 Handshake (Ephemeral DH)



Latest draft supports even zero-RTT handshakes

Clients include encrypted data in the initial handshake messages
Based on configuration identifier previously sent by the server

Server (and Client) Authentication

After handshake completion, the client knows it can “trust” the information in the server’s certificate

Assuming it trusts the issuing CA

SSL/TLS certs are based on the X.509 PKI standard

How is the certificate associated with the server?

Common Name (CN): server’s hostname

Same process is supported for authenticating clients

Highly-secure web services, some VPN services, ...

Not used often in practice

Common alternative: username + password over TLS connection

Certificate Fields

Version: v1 (basic), v2 (additional fields), v3 (extensions)

Serial Number: high-entropy integer

Signature Algorithm: encryption and hash algorithm used to sign the certificate

Issuer: complex field that contains the *distinguished name (DN)* of the certificate issuer

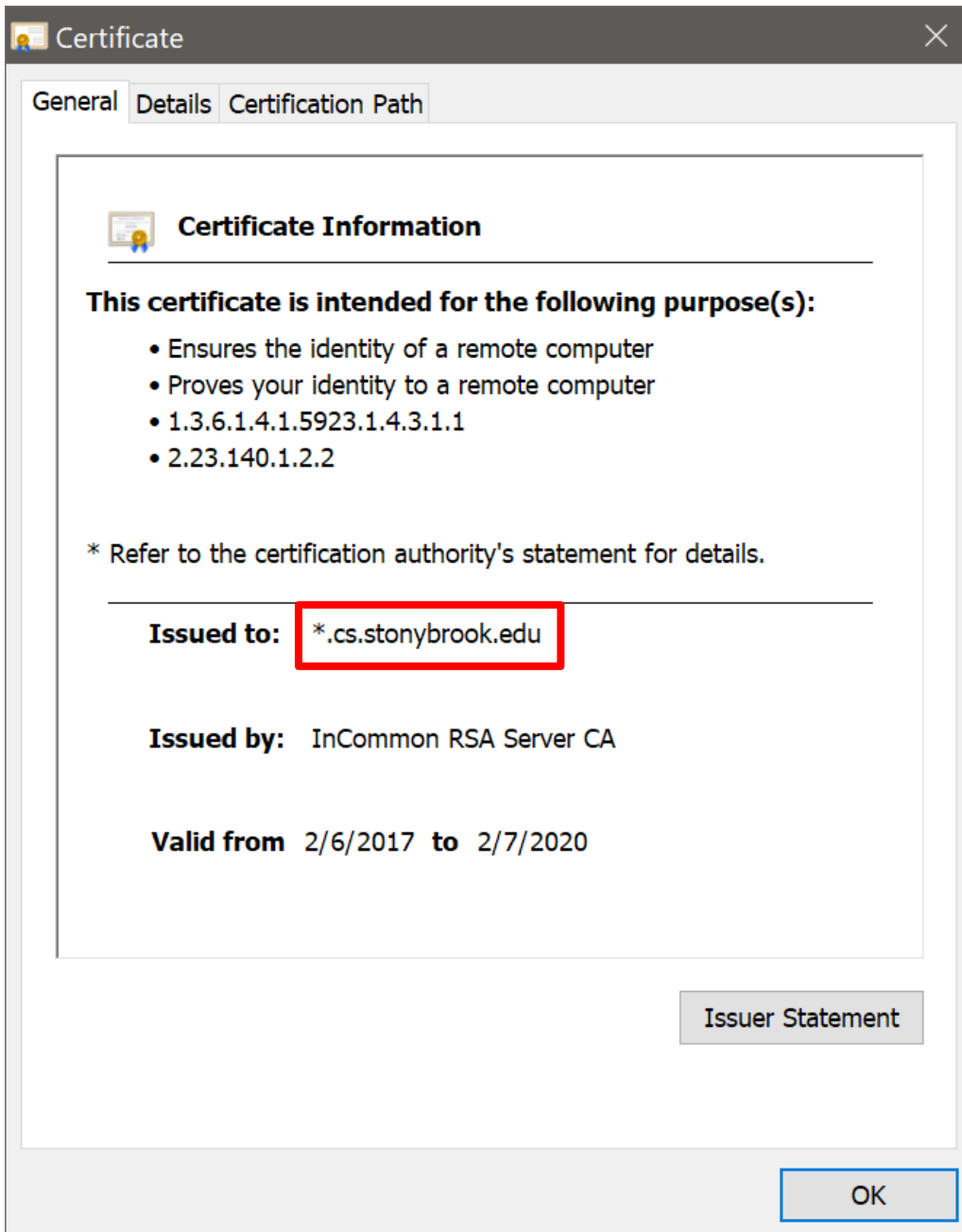
Validity: starting and ending date of validity period

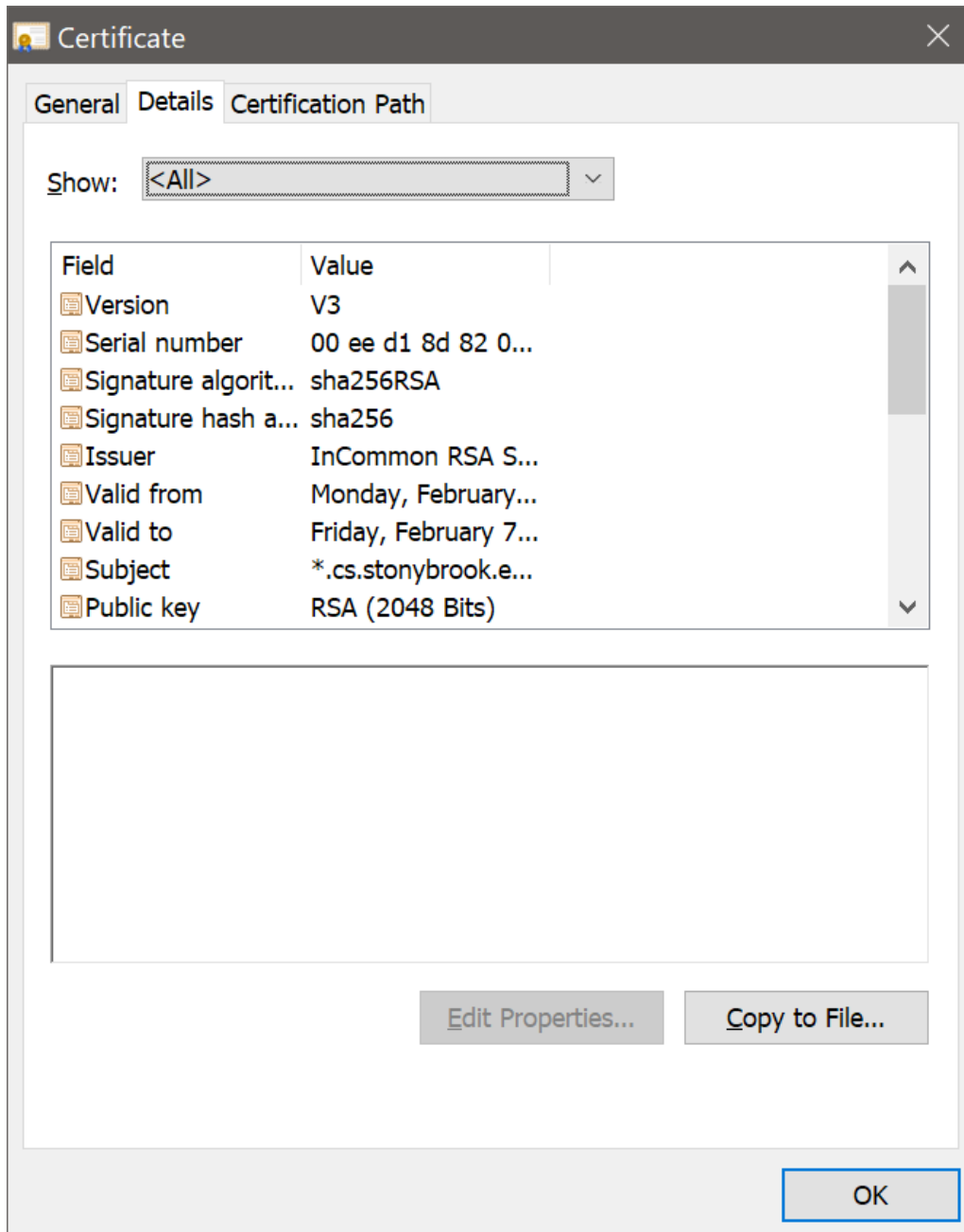
Subject: DN of the entity associated with the public key for which the certificate is issued

Deprecated in favor of the Subject Alternative Name (SAN) extension:
DNS name, IP address, or URI (also supports binding to multiple identities)

Public Key: The subject's public key

Signature





Certificate Chains

Trust anchors: systems are pre-configured with ~200 trusted root certificates

System/public store: used by OS, browsers, ...

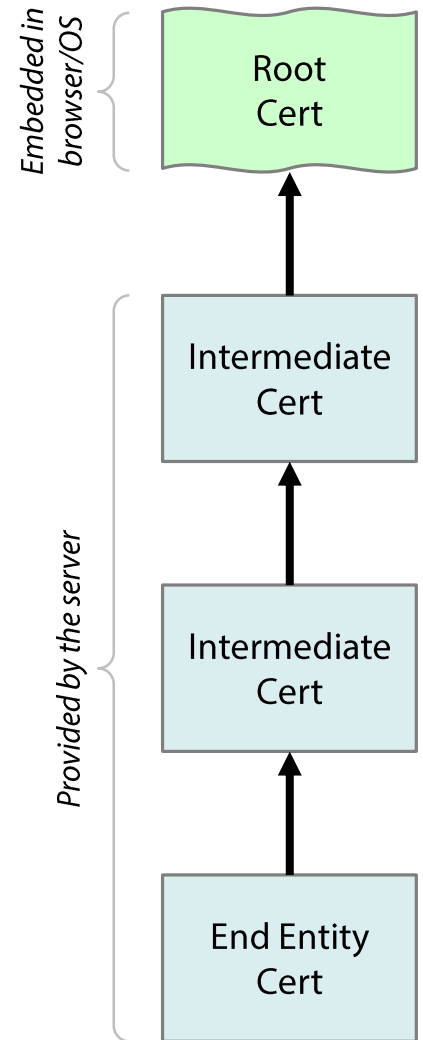
More can be added in the local/private cert store: vendor-specific certs, MitM certs for content inspection filters/AVs, ...

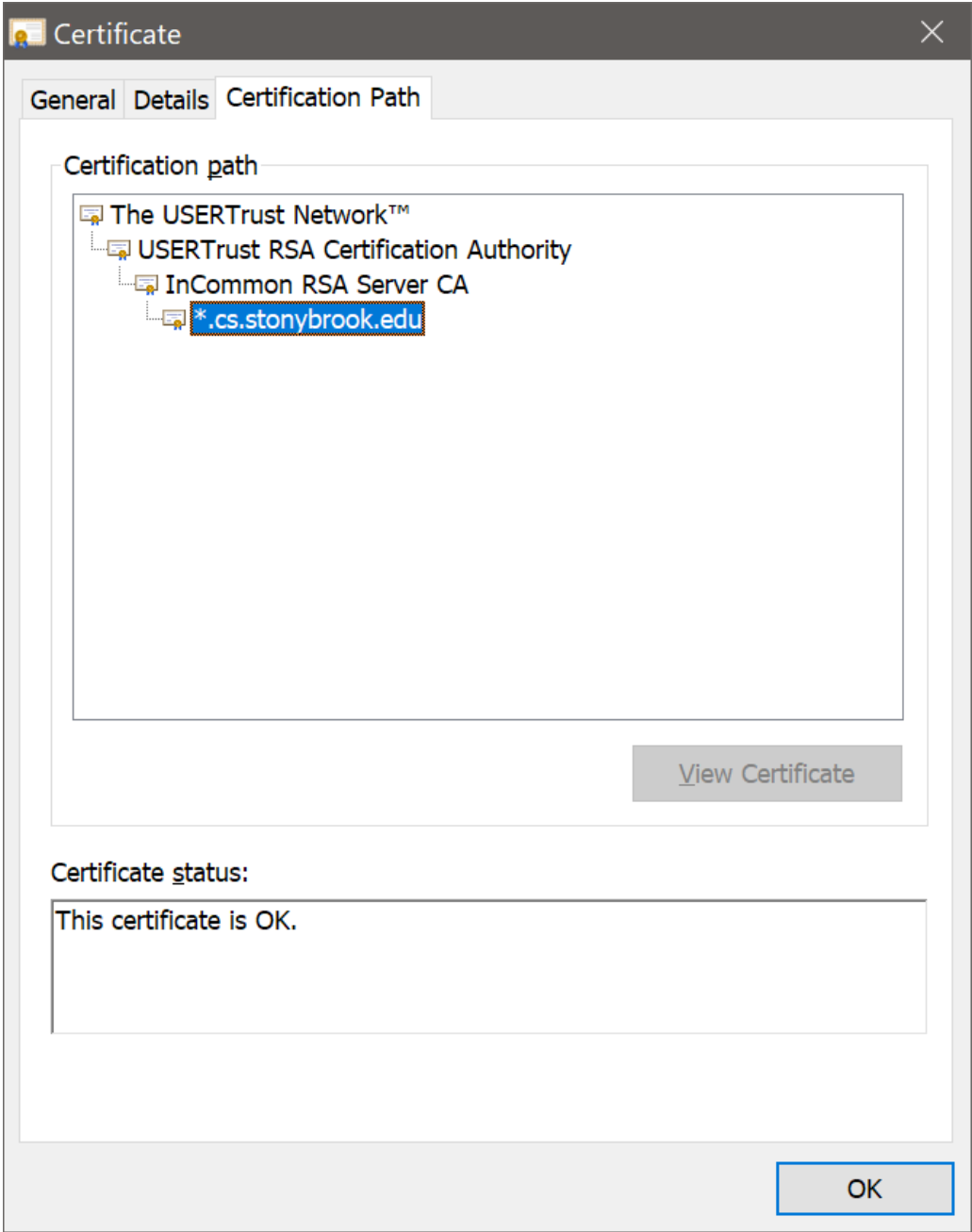
Server provides a *chain* of certificates

A certificate from an intermediate CA is trusted if there is a valid chain of trust all the way back to a trusted root CA

Any certificate authority can issue and sign certificates for any subject

The system is only as secure as the weakest certificate authority...





HTTPS

Most common use of SSL/TLS

More than half of web traffic is now encrypted

Crypto is expensive, needs more CPU cycles

Not a big deal these days (native hardware support)

Mixed content: Ad networks, mashups, ...

Stop using them! ...easier said than done (lost revenue, increased development time)

Incentives: Google rewards HTTPS sites with higher ranking

Virtual Hosting: initially incompatible

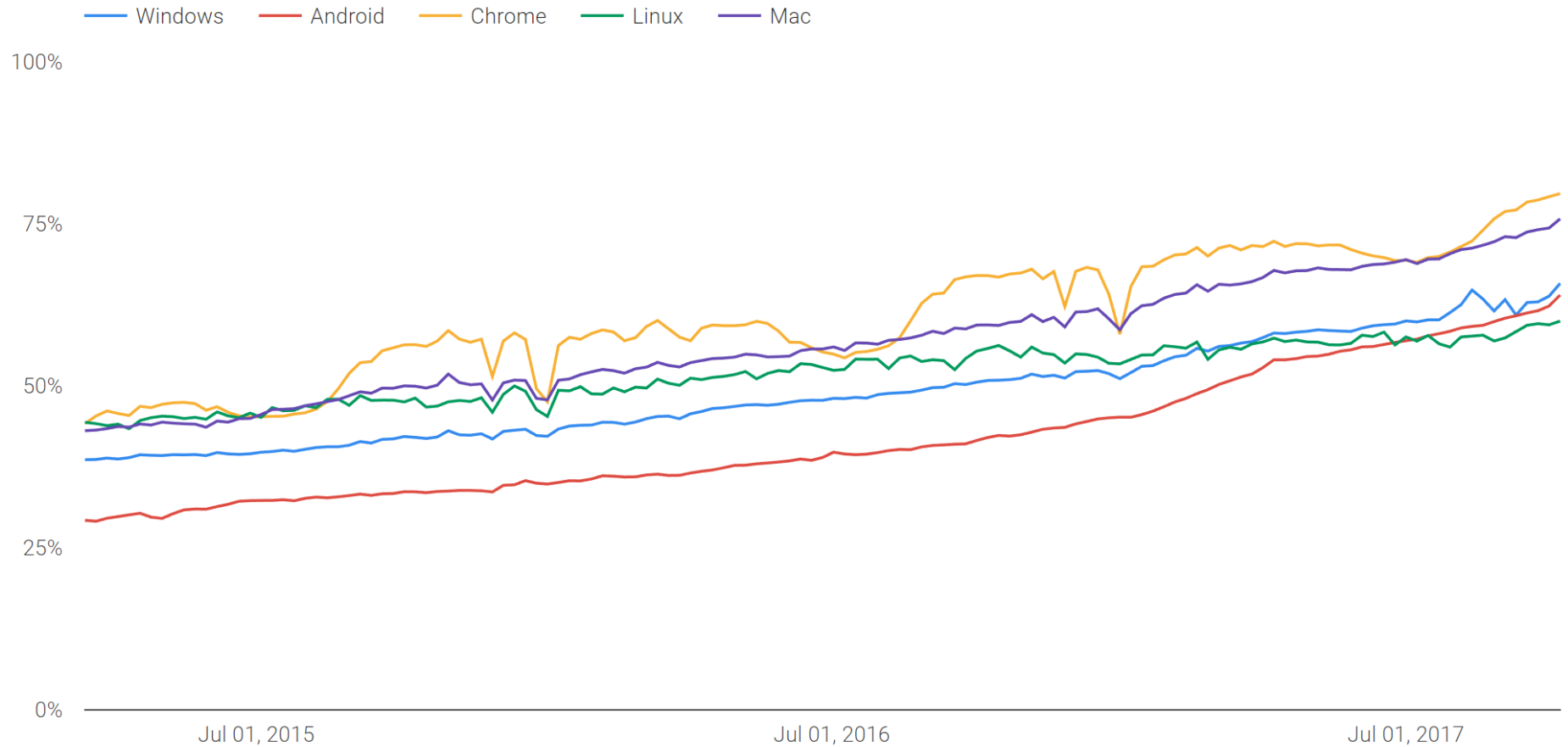
Not anymore: solved as of TLS 1.1 through the *Server Name Indication (SNI)* extension → what about IE6/WinXP users?

Needs expertise and certs cost \$\$\$\$

Not anymore: letsencrypt.org



HTTPS Encryption in Chrome



Browser Security Indicators

Convey information about the security of a page


Locks, shields, keys, green bars...

"This page was fetched using SSL"

 Secure | <https://>

Page content was not viewed or altered by a network adversary
Certificate is valid (e.g. not expired), issued by a CA trusted by the browser, and the subject name matches the URL's domain

"This page uses an invalid certificate"

 Not secure | <https://>

"Parts of the page are not encrypted"

 <https://>

"The legal entity operating this web site is known"

Extended Validation (EV) certificates

 Square, Inc. [US] | <https://square.com>

very.badssl.com



Mixed Form

This form submits to HTTP.

Submit

This page is trying to load scripts from unauthenticated sources.

[Load unsafe scripts](#)

[Learn more](#)

Done

very.badssl



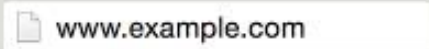
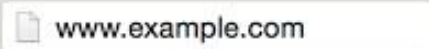

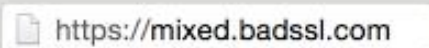
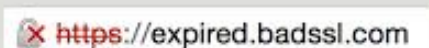
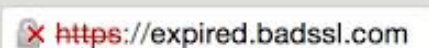


Mixed Form

This form submits to HTTP.

Submit

Mixed Content Warning

	Chrome 45	Chrome 46
Secure HTTPS		
HTTP		
HTTPS with minor errors		
Broken HTTPS		

} Basically the same in terms of security

Fewer security states for users to remember
Reflects better the security state of the page
Non-HTTPS traffic is a vulnerability!
MitM/MotS attacks on the HTTP part are trivial...



Marking HTTP as Non-Secure

Phase 1: page is marked “Not Secure” when

The page *contains a password field*

The user *interacts with a credit card field*

Treatment of HTTP pages with password or credit card form fields:

Current (Chrome 53)	 login.example.com
Jan. 2017 (Chrome 56)	 Not secure login.example.com







Marking HTTP as Non-Secure

Phase 2: page is marked "Not Secure" when

The page *contains a password field*

The user *interacts with any input field*

The user is browsing in Chrome *incognito mode*

	Treatment of HTTP pages outside Incognito mode:	Treatment of HTTP pages in Chrome Incognito mode:
Current (Chrome 58)	 example.com	 example.com
Oct. 2017 (Chrome 62) at page load	 example.com	 Not secure example.com
Oct. 2017 (Chrome 62) when entering data	 Not secure example.com	 Not secure example.com

Marking HTTP as Non-Secure

In the future: all HTTP pages are marked “Not Secure”

Eventual treatment of all
HTTP pages in Chrome:



⚠ Not secure | example.com

SSL stripping

Browsing sessions often start with a plain HTTP page

Web sites switch to HTTPS only for login or checkout

Example: Facebook in 2010 (optional full HTTPS in 2011, on by default in 2013)

Users type addresses without specifying "https://"

Browser connects over HTTP → site may redirect to HTTPS

SSLstrip [Moxie Marlinspike, Black Hat DC 2009]

MitM attack to prevent redirection to HTTPS

Watch for **HTTPS** redirects and links, and map them to **HTTP** links

...or homoglyph-similar *valid* HTTPS links:

`https://www.bank.com.attacker.com`

SSL stripping



Location: **http**://...

<form action="**http**://...">

Location: **https**://...

<form action="**https**://...">

Missing lock icon, but who is going to notice?

HSTS (HTTP Strict Transport Security)

Defense against SSL stripping and other issues

Convert any insecure links (**http://**) into secure links (**https://**) *before* accessing a resource

Treat all errors (e.g., invalid certificate, mixed content) as fatal: do not allow users to access the web application

A server implements an HSTS policy by supplying an extra HTTP header

Strict-Transport-Security: max-age=31536000

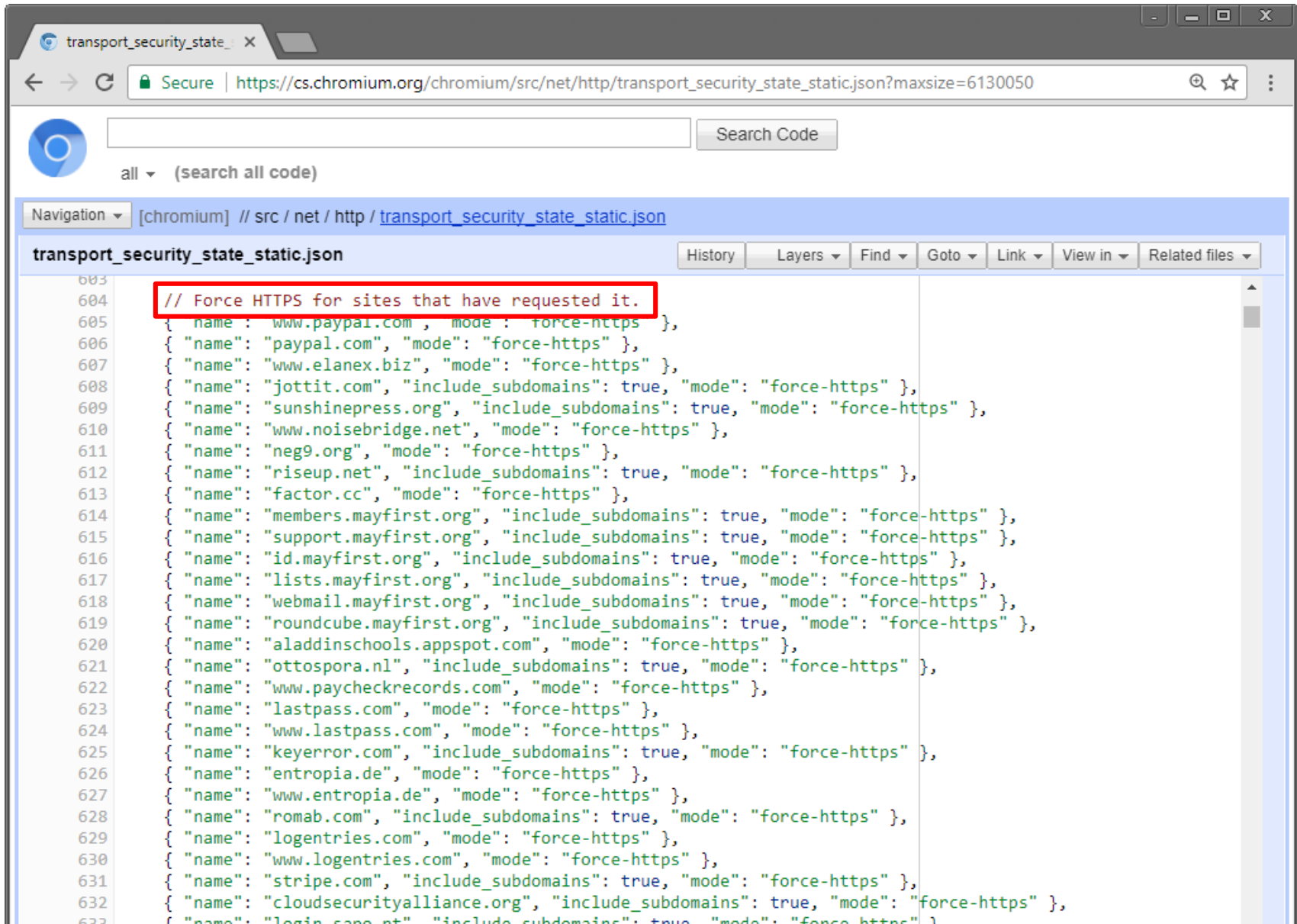
“Use only HTTPS for future requests to this domain for the next year”

An instance of *trust on first use (TOFU)*

The initial request *remains unprotected* if sent over HTTP

HSTS preloading: browser comes with a list of known HSTS sites

HSTS Preloading



The screenshot shows a web browser window with the address bar displaying `https://cs.chromium.org/chromium/src/net/http/transport_security_state_static.json?maxsize=6130050`. The page content shows a search interface with a search bar and a "Search Code" button. Below the search bar, the navigation path is `[chromium] // src / net / http / transport_security_state_static.json`. The main content area displays the file `transport_security_state_static.json` with a code editor interface. The code is a JSON array of objects, each representing a site to be preloaded. The first object is `{ "name": "www.paypal.com", "mode": "force-https" }`. A red box highlights the comment `// Force HTTPS for sites that have requested it.` on line 604. The code continues with many other site entries, including `"paypal.com"`, `"www.elanex.biz"`, `"jottit.com"`, `"sunshinepress.org"`, `"www.noisebridge.net"`, `"neg9.org"`, `"riseup.net"`, `"factor.cc"`, `"members.mayfirst.org"`, `"support.mayfirst.org"`, `"id.mayfirst.org"`, `"lists.mayfirst.org"`, `"webmail.mayfirst.org"`, `"roundcube.mayfirst.org"`, `"aladdinschools.appspot.com"`, `"ottospora.nl"`, `"www.paycheckrecords.com"`, `"lastpass.com"`, `"www.lastpass.com"`, `"keyerror.com"`, `"entropia.de"`, `"www.entropia.de"`, `"romab.com"`, `"logentries.com"`, `"www.logentries.com"`, `"stripe.com"`, `"cloudsecurityalliance.org"`, and `"login.sage.nt"`.

```
603
604 // Force HTTPS for sites that have requested it.
605 { "name": "www.paypal.com", "mode": "force-https" },
606 { "name": "paypal.com", "mode": "force-https" },
607 { "name": "www.elanex.biz", "mode": "force-https" },
608 { "name": "jottit.com", "include_subdomains": true, "mode": "force-https" },
609 { "name": "sunshinepress.org", "include_subdomains": true, "mode": "force-https" },
610 { "name": "www.noisebridge.net", "mode": "force-https" },
611 { "name": "neg9.org", "mode": "force-https" },
612 { "name": "riseup.net", "include_subdomains": true, "mode": "force-https" },
613 { "name": "factor.cc", "mode": "force-https" },
614 { "name": "members.mayfirst.org", "include_subdomains": true, "mode": "force-https" },
615 { "name": "support.mayfirst.org", "include_subdomains": true, "mode": "force-https" },
616 { "name": "id.mayfirst.org", "include_subdomains": true, "mode": "force-https" },
617 { "name": "lists.mayfirst.org", "include_subdomains": true, "mode": "force-https" },
618 { "name": "webmail.mayfirst.org", "include_subdomains": true, "mode": "force-https" },
619 { "name": "roundcube.mayfirst.org", "include_subdomains": true, "mode": "force-https" },
620 { "name": "aladdinschools.appspot.com", "mode": "force-https" },
621 { "name": "ottospora.nl", "include_subdomains": true, "mode": "force-https" },
622 { "name": "www.paycheckrecords.com", "mode": "force-https" },
623 { "name": "lastpass.com", "mode": "force-https" },
624 { "name": "www.lastpass.com", "mode": "force-https" },
625 { "name": "keyerror.com", "include_subdomains": true, "mode": "force-https" },
626 { "name": "entropia.de", "mode": "force-https" },
627 { "name": "www.entropia.de", "mode": "force-https" },
628 { "name": "romab.com", "include_subdomains": true, "mode": "force-https" },
629 { "name": "logentries.com", "mode": "force-https" },
630 { "name": "www.logentries.com", "mode": "force-https" },
631 { "name": "stripe.com", "include_subdomains": true, "mode": "force-https" },
632 { "name": "cloudsecurityalliance.org", "include_subdomains": true, "mode": "force-https" },
633 { "name": "login.sage.nt", "include_subdomains": true, "mode": "force-https" }
```

MitM is Still Possible...

Rogue certificates

Most governments have a trusted root CA planted in our systems
Attackers may break into CAs and forge certificates

Pre-planted/generated certificates

Default static keys: Lenovo, Dell, anti-malware software, ...

Low entropy during key generation: repeated or factorable keys

Self-signed certificates

If desperate... will trigger browser warning

Exploitation of certificate validation flaws

Programming errors while checking date, hostname, ...



StartSSL suspends services after security breach

StartSSL has suspended issuance of digital certificates and related services following a security breach on 15 June. A trademark of Eddy Nigg's StartCom, the StartSSL certificate authority is well known for offering free domain validated SSL certificates, but also sells organisation and extended validation certificates.



More than 25 thousand websites in Netcraft's SSL survey use certificates issued by StartSSL. These are recognised by Internet Explorer, Firefox, Chrome and other mainstream browsers.

StartSSL is not alone in offering free certificates. AffirmTrust recently trumped StartSSL's one-year

certificates with its own offer of free three-year domain validated SSL certificates. Coincidentally, AffirmTrust announced its launch [on the same day](#) as the StartSSL security breach.

StartSSL is also not the only certificate authority to come under attack this year. In March, Comodo came [under attack](#) through three of its resellers. By compromising a [GlobalTrust](#) website, the so-called *ComodoHacker* managed to fraudulently issue several valid certificates, including ones for the login pages of Yahoo and Skype. These certificates were subsequently revoked and browser software was updated to explicitly

Most Popular

1. [January 2016 Web Server Survey](#)
2. [DigitalOcean becomes the second largest hosting company in the world](#)
3. [January 2015 Web Server Survey](#)
4. [eBay scripting flaws being actively exploited by fraudsters](#)
5. [Certificate revocation: Why browsers remain affected by Heartbleed](#)
6. [September 2015 Web Server Survey](#)
7. [February 2016 Web Server Survey](#)
8. [Fraudsters modify eBay listings with JavaScript redirects and proxies](#)
9. [March 2015 Web Server Survey](#)
10. [AlphaBay darknet phishing attack impersonates .onion domain](#)

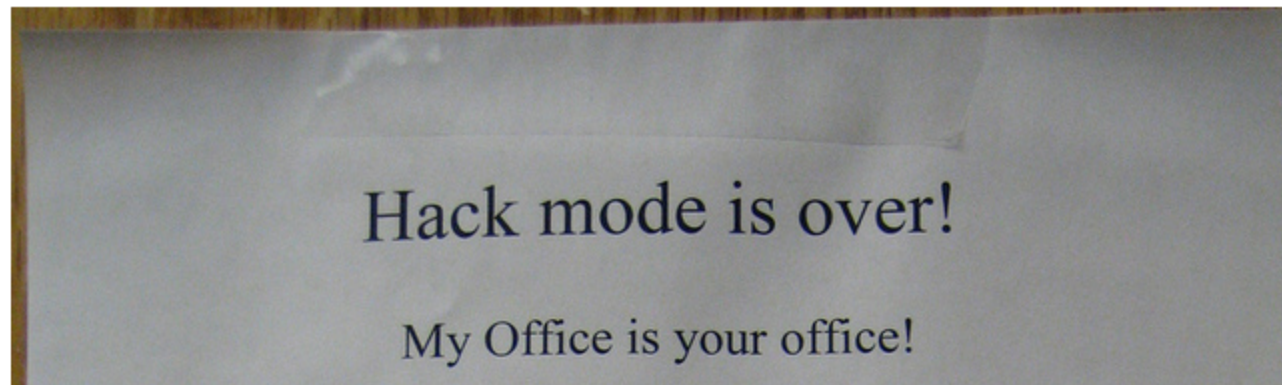
RISK ASSESSMENT / SECURITY & HACKTIVISM

Comodo hacker: I hacked DigiNotar too; other CAs breached

The hacker behind this year's Comodo hack has claimed responsibility for the ...

by Peter Bright - Sep 6, 2011 5:36pm EDT

Share Tweet Email 35



Photograph by Augie Schwer

LATEST FEATURE STORY



FEATURE STORY (2 PAGES)

This could be the food future—if you can ha

It's an evening of entomology—cooki and trying to understand an insect di

WATCH ARS VIDEO



Security

Trustwave to escape 'death penalty' for SSL skeleton key

Moz likely to spare certificate-confession biz same fate as DigiNotar

14 Feb 2012 at 09:28, John Leyden



12




10

Analysis Trustwave's admission that it issued a digital "skeleton key" that allowed an unnamed private biz to spy on SSL-encrypted connections within its corporate network has sparked a fiery debate about trust on the internet.

Trustwave, an SSL certificate authority, confessed to supplying a subordinate root certificate as part of an information security product that allowed a customer to monitor employees' web communications - even if the staffers relied on HTTPS. Trustwave said the man-in-the-middle (MitM) gear was designed both to be tamper-proof and to work only within its unnamed client's compound. Despite these precautions, Trustwave now admits that the whole approach was misconceived and would not be repeated. In addition, it revoked the offending certificate.

Trustwave came clean without the need for pressure beforehand. Even so its action have split security experts and prompted calls on Mozilla's Bugzilla security list to remove the Trustwave root certificate

Most read



AMD to fix slippery hypervisor-busting its CPU microcode



First working Apple ransomware infects Transmission BitTorrent app downloads



Amazon douses flavors to restore Fire TV fondleslab encryption

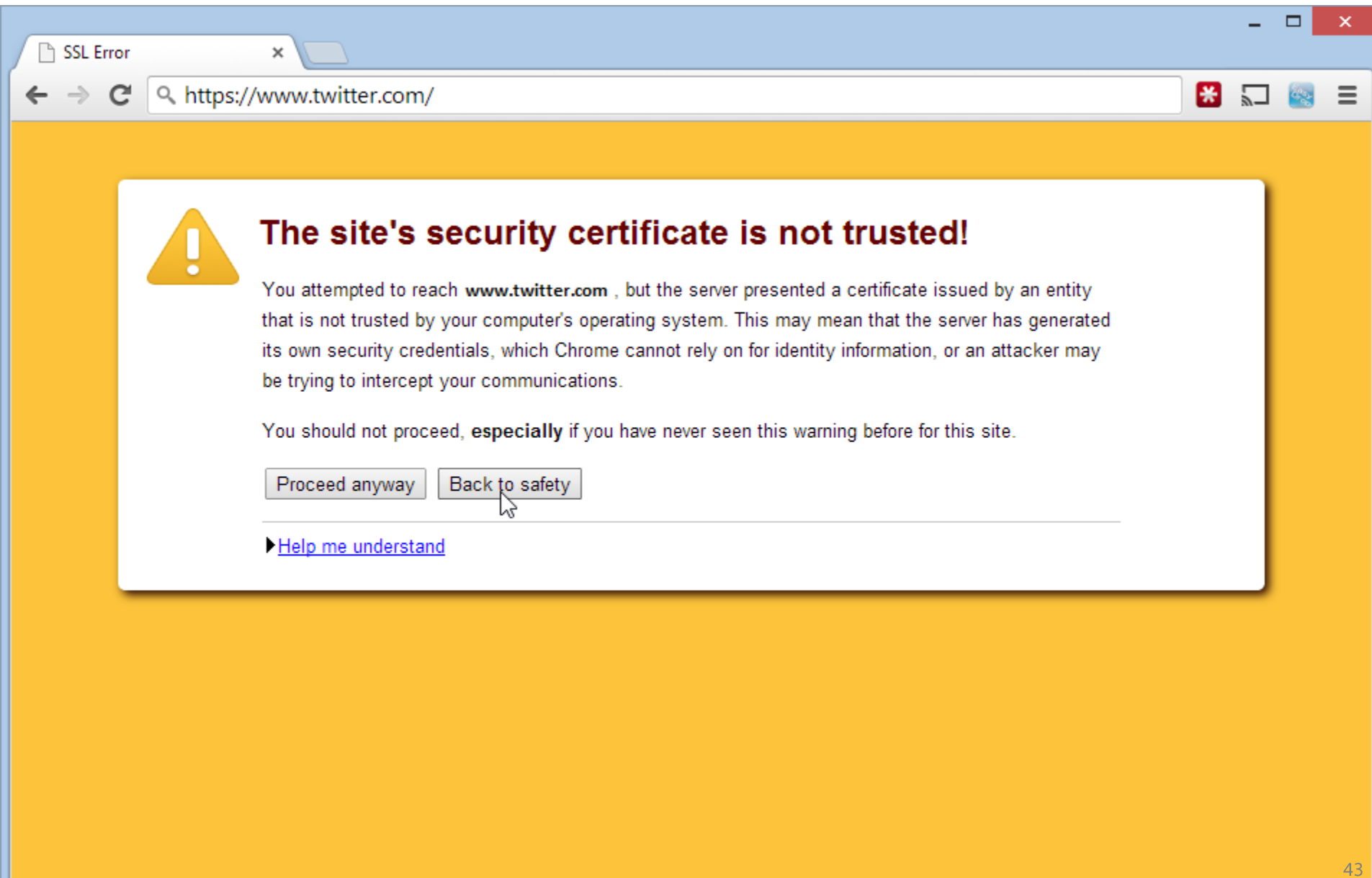


MAME goes fully F

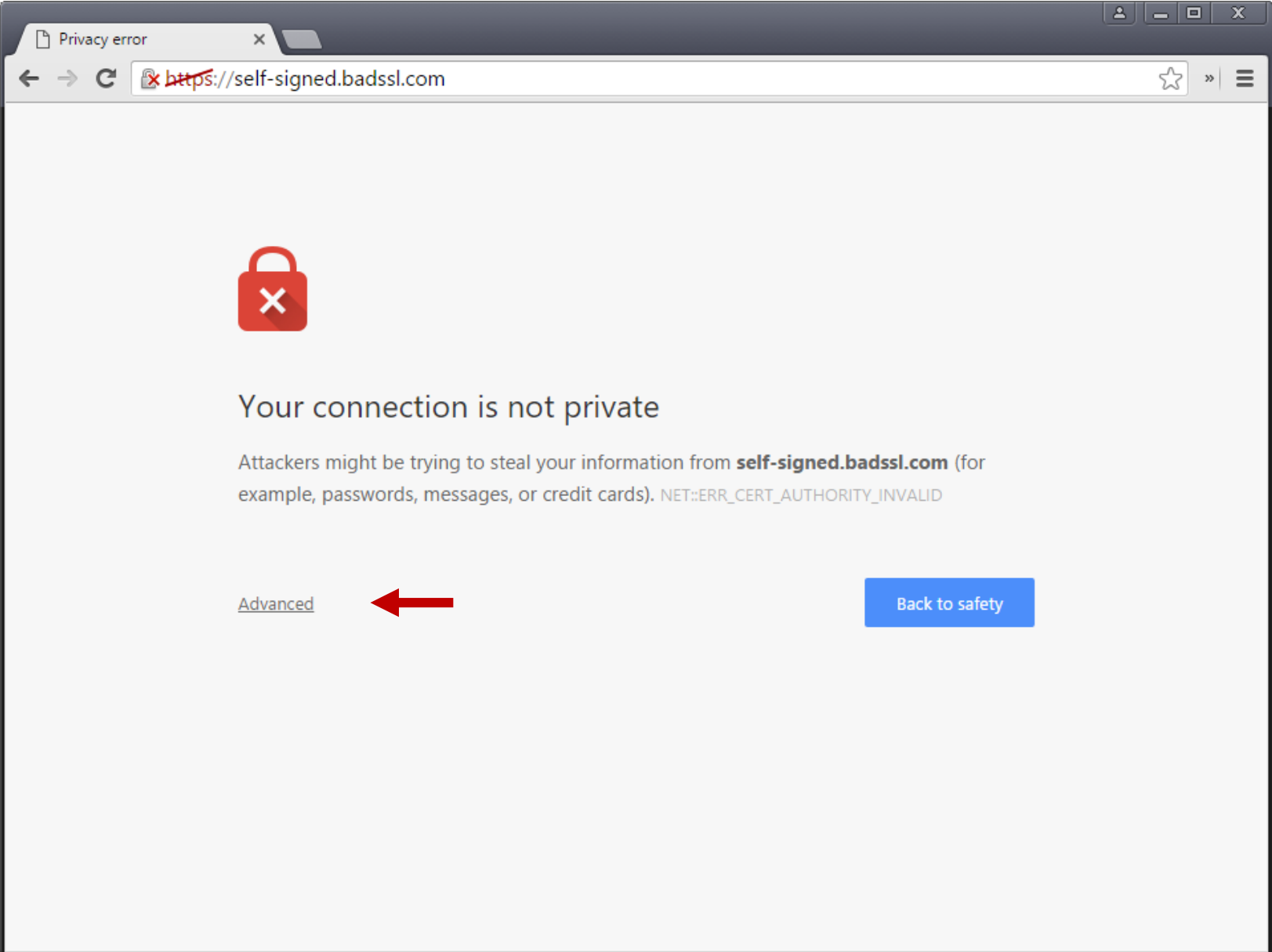


McAfee gaffe a quick kill for enterprising

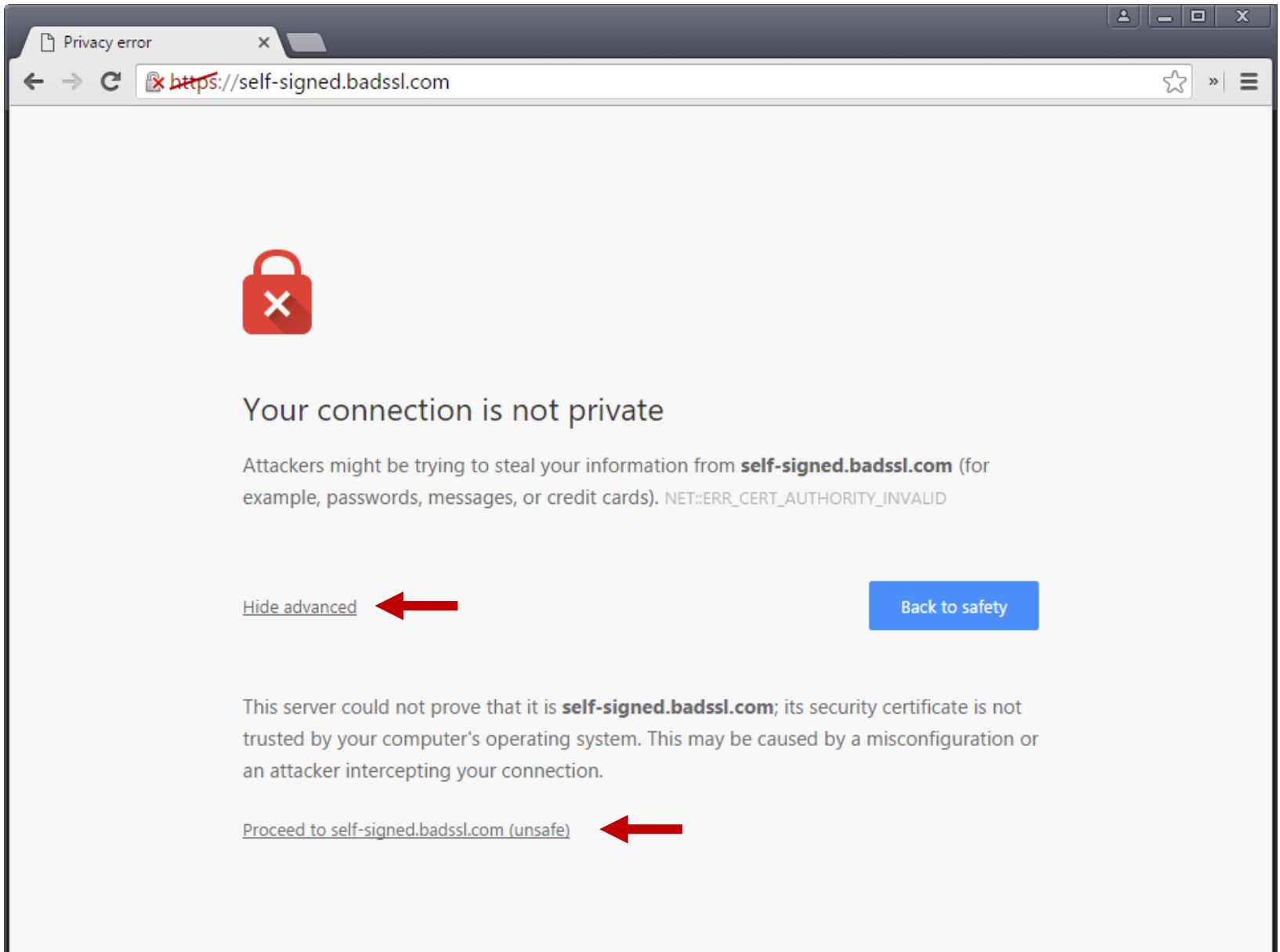
Self-signed Certificate Warning: One click away...



Self-signed Certificate Warning: Two clicks away...




Self-signed Certificate Warning: Two clicks away...




Privacy error

<https://self-signed.badssl.com>




Your connection is not private

Attackers might be trying to steal your information from **self-signed.badssl.com** (for example, passwords, messages, or credit cards). NET::ERR_CERT_AUTHORITY_INVALID

[Hide advanced](#)  [Back to safety](#)

This server could not prove that it is **self-signed.badssl.com**; its security certificate is not trusted by your computer's operating system. This may be caused by a misconfiguration or an attacker intercepting your connection.

[Proceed to self-signed.badssl.com \(unsafe\)](#) 

GOTO FAIL

iOS 7.0.6 signature verification error

Legitimate-looking TLS certificates with a mismatched private keys were unconditionally accepted...

```
if ((err = SSLHashSHA1.update(&hashCtx, &serverRandom)) != 0)
    goto fail;
if ((err = SSLHashSHA1.update(&hashCtx, &signedParams)) != 0)
    goto fail;
goto fail; ← ?!?!?!?
if ((err = SSLHashSHA1.final(&hashCtx, &hashOut)) != 0)
    goto fail; ← Check never executed
...
fail:
    SSLFreeBuffer(&signedHashes);
    SSLFreeBuffer(&hashCtx);
    return err;
```

HPKP (HTTP Public Key Pinning)

Prevent *certificate forgery*: strong form of web site authentication

Browser knows the *valid* public keys of a particular website

If a seemingly valid chain does not include at least one known pinned key, cert is rejected → not issued according to the site's expectations

Doesn't apply for *private* root certificates

Would break preconfigured proxies, anti-malware, content filters, ...

Many incidents involving rogue certificates were discovered after browsers started rolling out pinning

Similar deployment as HSTS

TOFU: HTTP response header

Built-in pins in browsers

Must be used very carefully – things can go wrong

HPKP suicide: site can be bricked if keys are lost/stolen

RansomPKP: compromise the server and push a malicious HPKP key

HSTS

capturing events (70)

HSTS is HTTPS Strict Transport Security: a way for sites to elect to always use HTTPS. See <http://dev.chromium.org/sts>.

Add domain

Input a domain name to add it to the HSTS set:

Domain:

Include subdomains for STS:

Include subdomains for PKP:

Public key fingerprints:

(public key fingerprints are comma separated and consist of the hash function followed by a foreslash and the base64 encoded fingerprint, for example sha1/Guzek9LMwR3KeIS8wwS9gBvVtIg=)

Delete domain

Input a domain name to delete it from the HSTS set *(you cannot delete preloaded entries)*:

Domain:

Query domain

Input a domain name to query the current HSTS set:

Domain:

Not found

HSTS

capturing events (202)

Delete domain

Input a domain name to delete it from the HSTS set (*you cannot delete preloaded entries*):

Domain:

Query domain

Input a domain name to query the current HSTS set:

Domain:

Found:

static_sts_domain: google.com

static_upgrade_mode: OPPORTUNISTIC

static_sts_include_subdomains: true

static_sts_observed: 1454980244

static_pkp_domain: google.com

static_pkp_include_subdomains: true

static_pkp_observed: 1454980244

static_spki_hashes: sha1/vq70yj5nq0co9nyMCDGdy77eijM=, sha1/Q9rWM05T+KmAym79hfRqo3mQ40o=, sha1/wHqYaI2J+6sFZAwRfap9ZbjKzE4=

dynamic_sts_domain:

dynamic_upgrade_mode: UNKNOWN

dynamic_sts_include_subdomains:

dynamic_sts_observed:

dynamic_pkp_domain:

dynamic_pkp_include_subdomains:

dynamic_pkp_observed:

dynamic_spki_hashes:

Google Security Blog

The latest news and insights from Google on security and safety on the Internet

Enhancing digital certificate security

January 3, 2013

Posted by Adam Langley, Software Engineer

Late on December 24, **Chrome detected and blocked an unauthorized digital certificate for the "*.google.com" domain.** We investigated immediately and found the certificate was issued by an **intermediate certificate authority (CA)** linking back to TURKTRUST, a Turkish certificate authority. Intermediate CA certificates carry the full authority of the CA, so anyone who has one can use it to create a certificate for any website they wish to impersonate.

In response, we updated Chrome's certificate revocation metadata on



Google

google.com/+google

News and updates on Google's products, technology and more



Follow

+1

+ 11,007,947

Certificate Revocation

Mechanism to allow revocation of compromised or no longer needed certificates

Certificate revocation list (CRL)

Signed list of all serial numbers belonging to revoked certificates that have not yet expired

Main problem: lists tend to be large, making real-time lookups slow

Can the attacker block connectivity to the status server?

Online Certificate Status Protocol (OCSP)

Obtain the revocation status of a *single* certificate → faster

But performance and privacy issues still remain

OCSP stapling: server embeds OCSP response directly into the TLS handshake

Certificate Transparency

Public monitoring and auditing of certificates

Identify mistakenly or maliciously issued certs and rogue CAs

Certificate logs

Network services maintaining cryptographically assured, publicly auditable, append-only records of certificates

Monitors

Periodically contact all log servers and watch for suspicious certificates

Auditors

Verify that logs are behaving correctly and are cryptographically consistent

Check that a particular certificate appears in a log

